

WATER RIGHTS

Scheme	River	Authority (Water race licence No.)	Index No
Manuherikia	Manuherikia River	WR 915C	84
Manuherikia	Chatto Creek	WR 1540	26
Manuherikia	Young Hill Creek	WR 1125	123
Manuherikia	Brassknocker Creek	WR 2777	204
Manuherikia	McArthurs Creek	PW Act	-
Manuherikia	Waipuna Creek	WR 221C	282
Manuherikia.	Brassknocker Creek	PW Act	-
Manuherikia	Scrubby Gully	WR 1124	103

(Please note - This list of Water Rights is not exhaustive, it only contains those Rights the scheme now operates on. Additional Water Rights, are owned by the Crown and are leased out to others)

MANUHERIKIA SCHEME

Description	Locality	Qty Cusecs	Map Ref	Co-ordinates N. E.	Remarks
Bywashes	No. 2 to Chatto Crk	80	S 134	359250 329420	
	No. 3 to Younghill Crk	60	S 134	358650 326460	
	<i>McDonnell's</i> No. 4 to Brassknocker Crk	25	S 134	355920 324450	
	No. 5 to Unnamed Gully	12	S 134	352000 321600	
	No. 6 to Aerodrome	8	S 133	351280 317350	To open
	No. 7 to Waikerikeri Crk	30	S 133	351450 315800	ps
	No. 8 to Borough Bndy	4	S 133	346700 318950	
	No. 9 to Letts Gully	10	S 144	347470 320480	
	No. 10 to Manuherikia Rv	4	A 144	346000 319820	
	Intakes	✓ Manuherikia Rvr	90	S 134	360850 333000
✓ Chatto Creek		10	S 134	363270 328010	
Younghill Creek		5	S 134	358420 326610	
✓ Brassknocker Crk		3	S 134	355200 324220	
✓ McArthurs Crk		2	S 133	354910 319950	
Waipuna Crk		2	S 133	354420 316570	
Brassknocker Crk		5	S 134	354310 324460	
Unnamed Crk		4	S 134	350780 321550	
Bywashes	No. 1 to Manuherikia River.	100	S 134	360480 331880	

INTAKES & DAMS HELD BY CROWN  
CENTRAL OTAGO IRRIGATION SCHEMES AS AT 9. 9.66

Scheme	Creek	Q Cusecs	Authority	Usage	
				Summer	W1
MANUHERIKIA	Manuherikia Rvr.	100	WR. 915C	100	
	Chatto Creek	10	WR. 1540	10	
	Young Hill Crk	5	WR. 1125	5	
	Brassknocker Crk	3	WR. 2777	3	
	McArthurs Crk	-	P.W. Act	-	
	Waipuna	1	WR. 221C	1	
	Brassknocker		P.W. Act	5	
	Scrubby Gully		WR. 1124	4	
Unnamed Crk					

for this License  
11.25.20 m. on the 26<sup>th</sup>  
April 1940

License No 1540<sup>a</sup> 26  
[Form 31 (Reg. 53).]  
Under "The Mining Act, 1908."

*H. Gifford*  
Mining Registrar

LICENSE FOR A WATER-RACE.

Registered  
No. 1540  
10 am 22.5.40  
Alexandra  
*H. Gifford*  
M.R.

PURSUANT to "The Mining Act, 1908," I, the undersigned,  
Edmund William Porritt, a Warden of the

Otago

Mining District, do hereby grant to

The Mayor, Councillors and Burgesses of the Borough  
of Alexandra, whose office is in Alexandra,  
this License for a water-race, as specified in the First Schedule hereto.

(1) Full name, residence, and occupation.

This license is granted for a term of 15 years, commencing on the  
1<sup>st</sup> day of December 1925  
hereof, subject to the terms, conditions, reservations, and provisions set out  
in the aforesaid Act and the regulations thereunder, and also to such additional  
terms, conditions, reservations, and provisions as are specified in the Second  
Schedule hereto.

In witness whereof I have hereunto subscribed my name, and affixed the  
seal of the Warden's Court at Alexandra, this 16<sup>th</sup>  
day of May 1940.

FIRST SCHEDULE.

(2) Set out locality of race and nature of the proposed work as set forth in application, modified, however, so as to accord with the grant, adding such other particulars as are necessary, including plan of land if surveyed, number of heads authorised to be diverted, and purpose for which water is to be used.

See Endorsement No. 8950.

Commencing at a point in Shatto Creek one and a half miles above the crossing Dunedin Road and terminating at Alexandra Coal Pit Point at the Clutha River length 20 miles course about East and West with right to divert 20 Government heads of water for Gold mining purposes.

The within license is issued as a renewal of water race license 102620 dated 1<sup>st</sup> December 1890 for a term of 10 years from the 1<sup>st</sup> day of December 1920 and conveys the same priorities and is subject to the same encumbrances and interests as in the case of the original title to wit the following: Priority five heads from and including Sapid 1864, five heads from and including 21<sup>st</sup> October 1865 and ten heads from and including 1<sup>st</sup> January 1867. Encumbrance subject to an agreement dated 27 January 1883 between the Messrs Hydraulic Elevating and Gold Mining Company Limited and the licensees herein.





*H. Gifford*

PARTIAL SURRENDER

of the portion of the race "from the point where it enters Brandon Street from the Town Belt into Block XXVII of the Town of Alexandra to the Terminal Point"

accepted with effect from 16th July 1958 pursuant to Applications No. 33/1958 in that behalf this 16th day of July 1958.

  
Warden



*Walter T. ...*  
Walter T. ...

Assignment of Quarry  
to the Borough Council  
of the Borough of Accrington  
to the Borough of Accrington  
to the Borough of Accrington

By the Mayor of the Borough of the Mining  
Warrant No. 3157  
11 August 1935

W. R. R. R. R. R.  
Mining Warrant

26

11

No. 1540a

Dated 16th May, 1910.

Under "The Mining Act, 1908."

WARDEN

TO

Borough of Accrington

License for a Water-race.

L. 500/1908-3001

1191  
1191  
1191

App. 20.

14/1412 (84)

[Form 31 (Reg. 33).

Under "The Mining Act, 1908."

License for a Water-race.

PURSUANT to "The Mining Act, 1908," I, the undersigned, Ernest William Burton, a Warden of the O T A G O Mining District, do hereby grant to

(1) Full name, residence, and occupation.

(1) HIS MAJESTY THE KING

this License for a water-race, as specified in the First Schedule hereto.

This license is granted for a term of 22 years, commencing on the date hereof, subject to the terms, conditions, reservations, and provisions set out in the aforesaid Act and the regulations thereunder, and also to such additional terms, conditions, reservations, and provisions as are specified in the Second Schedule hereto.

In witness whereof I have hereunto subscribed my name, and affixed the seal of the Warden's Court at Clyde, this 24 day of December, 1904.

FIRST SCHEDULE.

(2) Set out locality of race and nature of the proposed work as set forth in application, modified, however, so as to accord with the grant, adding such other particulars as are necessary, including plan of land if surveyed, number of heads authorised to be diverted, and purpose for which water is to be used.

(2) Locality of the race and of its starting and terminal points :

Commencing in the Manuherikia River Gorge three miles above Chatto Creek extending through Runs 223 F and 223 G, thence through sections 3 and 5 Block VII and Run 231 Block VII all in Tiger Hill District, thence through sections 13, 84, 80, 85, 81, 82, 83, 82 and 5 Block VIII Leaning Rock District and terminating at the North Western corner of section 113 Block I Leaning Rock District near the road about two miles from Clyde together with a strip 10 feet wide on each side of the race along the course thereof for the purpose of the construction, maintenance and improvement of the said race.

Length and intended course of race : 21 1/2 miles South Westerly

Point of intake : commencing point.

Estimated time and cost of construction : 3 years £40,000.

Mean depth and breadth : 3 feet x 10 feet.

100 heads to be diverted for irrigation purposes.

21112

SECOND SCHEDULE.

(1) Set out additional terms, &c., if any.

(1) This license is granted subject to the rights of the Orlig Gold Dredging Company Limited.

*J. M. Gordon*

Warden.

CONSENTED TO.

Dated at Wellington

this 21<sup>st</sup> day of September 1914

*J. M. Gordon*

Minister of Mines.

CLYDE.

711 126

84

No. 915

Dated 29<sup>th</sup> September 1914.

Under "The Mining Act, 1908."

WARDEN

TO

His Majesty the King

License for a Water-race.

1,000/10/1908-120241

Filed at the office of the Mining

Registrar, CLYDE., at 11 a. m.

on 5<sup>th</sup> October 1914, as

No. 915

*[Signature]*

Mining Registrar



Application 2/27 Under the Mining Act, 1908.  
Marked 12/2/27 -10.30 a.m.  
CLYDE.

LICENSE FOR A WATER-RACE.

PURSUANT to the Mining Act, 1908. I, the undersigned, HENRY  
JAMES DEKON, Esq., a Warden of the  
Stage Mining District, do hereby grant to  
His Majesty The King,

(1) Full name, residence, and occupation.

this License for a water-race, as specified in the First Schedule hereto.

This License is granted for a term of 21 years, commencing on the date hereof, subject to the terms, conditions, reservations, and provisions set out in the aforesaid Act and the regulations thereunder, and also to such additional terms, conditions, reservations, and provisions as are specified in the Second Schedule hereto.

In witness whereof I have hereunto subscribed my name, and affixed the seal of the Warden's Court at CLYDE, this sixth day of April, 1927

FIRST SCHEDULE.

(2) Set out locality of race and nature of the proposed work as set forth in application, modified, however, so as to accord with the grant, adding such other particulars as are necessary, including plan of land, if surveyed, number of heads authorized to be diverted, and purpose for which water is to be used.

Commencing at Gully Springvale in Section 38 Block VII Leaning Rock District crossing a County Road thence through Section 35 of the same block and terminating at the western corner of Section 36 of the same block the whole course being through Crown Lands together with a strip of land 20 feet wide along the entire length of the race measured partly on one side thereof and partly on the other.

Length and intended course of race : 26 chains - South Westerly.

Points of intake - One Scrubby Gully.

Estimated time and cost of construction - Already constructed.

Mean depth and breadth - 1 foot by 2 feet.

Number of heads to be diverted - 4 heads.

Purpose for which water is to be used : Irrigation.

Warden.

(103)

Clyde. 111 15<sup>2</sup>

No. 112, 17

DATED 6th. April, 1927, 192

---

UNDER THE MINING ACT, 1908.

WARDEN

TO

HIS MAJESTY THE KING.

---

License for a Water-race.

---

1000

7 April 1927

112, 17

W. J. Blackie

W. A. HARLOW

SOLICITOR

TELEPHONE NO. 19  
P.O. BOX 2

*Blyde,*

OTAGO, N.Z.

103

PUBLIC WORKS DEPT.  
16 JUN 1927  
ALEXANDER

Dear Sir,

I have the honor to acknowledge the receipt of your letter of the 14th inst. in relation to the proposed extension of the main sewerage line from the main sewerage line at the corner of the main sewerage line and the main sewerage line to the main sewerage line of Young Hill Camp, and in reply to inform you that the same has been approved by the Public Works Department.

W. A. HARLOW

SOLICITOR

TELEPHONE No. 19  
P.O. BOX 1

*Olyds.*

OTAGO, N.Z.

103

15th June 1977

PUBLIC WORKS DEPT.  
16 JUN 1977  
ALEXANDRA.

The Assistant Engineer,  
Public Works Dept  
ALEXANDRA.

Dear Sir,

I enclose herewith License for  
Water Race No. 1124 in the name of His  
Majesty the King out of Scrubby Gully,  
and License for Water Race No. 1125 out  
of Young Hill Creek. Please acknowledge  
receipt of same in due course.

Yours faithfully,

W. A. HARLOW

*Receipt acknowledged  
J.H.*

*Per J.H.*

Encls. (Register)

123

[Form 31 (Reg. 33).

Application No. 1/27. Under the Mining Act, 1908.  
Marked out 16/3/27 - 1/p/m/  
CLYDE.

LICENSE FOR A WATER-RACE.

PURSUANT to the Mining Act, 1908, I, the undersigned, HENRY JAMES DIXON, a Warden of the OTAGO Mining District, do hereby grant to

(1) Full name, residence, and occupation.

(1) HIS MAJESTY THE KING,

this License for a water-race, as specified in the First Schedule hereto.

This License is granted for a term of 42 years, commencing on the date hereof, subject to the terms, conditions, reservations, and provisions set out in the aforesaid Act and the regulations thereunder, and also to such additional terms, conditions, reservations, and provisions as are specified in the Second Schedule hereto.

In witness whereof I have hereunto subscribed my name, and affixed the seal of the Warden's Court at CLYDE, this 11th day of July, 1927

FIRST SCHEDULE.

(2) Set out locality of race and nature of the proposed work as set forth in application, modified, however, so as to accord with the grant, adding such other particulars as are necessary, including plan of land, if surveyed, number of heads authorized to be diverted, and purpose for which water is to be used.

(2) Commencing at a point in Young Hill Creek, Moutere on pastoral run No. 589 running through the said run and terminating at water race of applicant held under license number 915 C together with a strip of land 20 feet wide along the entire length of the race measured partly on one side thereof and partly on the other.  
Points of intake : 1. Young Hill Creek.  
Estimated time and cost of construction : 2 months £30.  
Mean depth and breadth 1 foot 6 inches by 3 feet .  
Purpose for which water is to be used : Irrigation.  
Number of heads to be diverted : 20 heads.



Consented  
W. H. Wellington  
6th May 1927

125

No. 1125

DATED 11<sup>th</sup> May, 1927

UNDER THE MINING ACT, 1908.

WARDEN

TO

Mr. Augustus W. Henry

License for a Water-race.

1125. 12<sup>th</sup> May 7  
W. J. Black

Application No. 6/42  
Filed: 20/3/42 at 9/30 a.m.  
Marked out: 17/3/42 at 9.45 a.m.  
Solicitor: W. A. Harlow, Esq.

201  
License No.: 2737

[Form 31 (Reg. 33).

Under the Mining Act, 1926.

V 176  
LICENSE FOR A WATER-RACE.

PURSUANT to the Mining Act, 1926, I, the undersigned, \_\_\_\_\_  
HENRY JAMES DIXON, \_\_\_\_\_, a Warden of the  
OTAGO Mining District, do hereby grant to

(1) Full name,  
residence, and  
occupation.

(1) HIS MAJESTY THE KING

this License for a water-race, as specified in the First Schedule hereto.

This License is granted for a term of 21 years years, commencing on the date hereof, subject to the terms, conditions, reservations, and provisions set out in the aforesaid Act, and the regulations thereunder, and also to such additional terms, conditions, reservations, and provisions as are specified in the Second Schedule hereto.

In witness whereof I have hereunto subscribed my name, and affixed the seal of the Warden's Court at ALEXANDRA, this sixth day of May, 1942

FIRST SCHEDULE.

(2) Set out locality of race and nature of the proposed work as set forth in application, modified however, so as to accord with the grant, adding such other particulars as are necessary, including plan of land, if surveyed, number of heads authorized to be diverted, and purpose for which water is to be used.

(2) Locality of race and of its starting and terminal points:

Commencing at a point in Brassknocker Creek ( in Section 4 Block VI Tiger Hill District) about 300 yards below the Ma Road and terminating at freehold of J.H.Love (P.R. 42)

Length and intended course of race:  $\frac{3}{4}$  miles: South East

Points of intake: One in Brassknocker Creek.

Estimated time and cost of construction: already construct

Mean depth and breadth: 1 foot by 2 feet

Number of heads to be diverted: Two

Purpose for which water is to be used: Irrigation and dome

(Memorandum)

The application for the within water race was made by His Majesty the King pursuant to Section 177 of the Mining Act 1926, and was in respect of the privilege formerly held Ernest Edward Love and John Heyward Love under License No. 319 (Clyde) with priority dating from 17th February,

H. J. Dixon  
Warden.

2377

2377

ALEXANDRA.

No. 2777

DATED 6th May, 1942

*Priority, Bonus 17/2/00*

UNDER THE MINING ACT, 1926.

V 176

WARDEN

TO

HIS MAJESTY THE KING.

License for a Water-race.

Registered at the Office of the  
Mining Registrar - Alexandria.

at 10 a.m. on 8 MAY 1942

as No. 2777

*A. Henderson*  
Mining Registrar.



282

Precise time of filing application  
No. 54/11e for this License:  
10:30 a.m. on the 5th

License No 221<sup>c</sup>

[Form 31 (Reg. 24).

day of June, 1901  
Frederick James Burgess  
Mining Registrar

Under "The Mining Act, 1898."

License for a Water-race.

Registered  
No. 221  
11 am. 31 July 1901  
Blyde  
Frederick James Burgess  
Mining Registrar

PURSUANT to "The Mining Act, 1898," I, the undersigned  
Frederick James Burgess, a Warden of the  
Otago Mining District, do hereby grant to

(\*) Full name, resi-  
dence, and occupa-  
tion.

Adolphus Alexander Oliver of  
"The Elms", Dunstan Flat: Sheep farmer:  
this License for a water-race, as specified in the First Schedule hereto.

This License is granted for a term of 42 years, commencing on  
the date hereof, subject to the terms, conditions, reservations, and provisions  
set out in the aforesaid Act and the regulations thereunder, and also to such  
additional terms, conditions, reservations, and provisions as are specified in the  
Second Schedule hereto.

In witness whereof I have hereunto subscribed my name, and affixed the  
seal of the Warden's Court at Blyde, this 6th

day of July, 1901.

FIRST SCHEDULE.

F. J. Burgess  
Warden



(\*) So long as the  
of the proposed  
work as set forth in  
application, subdi-  
fied, however, so as  
to accord with the  
grant, adding such  
other particulars as  
are necessary,  
including plan of  
land if surveyed,  
number of heads  
authorised to be  
diverted, and pur-  
pose for which water  
is to be used.

Commencing in the Waipuna creek and  
terminating at Licensee's Farm, known as  
"The Elms" on Dunstan Flat: Length 2  
miles: Depth 1 foot: width 1 foot 6 inches.  
course east and west: From the starting point  
down the Waipuna Flat to the Waikerikeri  
creek thence across the said creek and along  
the Waikerikeri Valley to the termination.  
With right to divert the government head of  
water for domestic and irrigation purposes

SECOND SCHEDULE.

(1) Set out additional terms, etc., if any.

(1) This license is granted in exchange for license numbered 940 and dated 31<sup>st</sup> August 1886 (which has been duly surrendered for the purpose of such exchange), and confers the same priorities and is subject to the same encumbrances, liens and interests as in the case of the surrendered mining privilege - to wit the following:-

Priority to date from and including 31<sup>st</sup> August 1886.



*W. H. Warden*  
Warden.

MORTGAGE of all interest in the within license from Louisa Helena Young to the State Advances Corporation by which was granted the 3<sup>rd</sup> day of December, 1937, received and registered on the 13<sup>th</sup> day of December, 1937, at 9.30 a.m.  
Registration No. 1324.

*W. H. Warden*

Discharge of  
Mortgage No. 1324  
State Advances  
Corporation of New  
Zealand  
to  
Louisa Helena Young

with permission of Warden  
Alexandra  
Dunelm. 1952.  
3124 Fatoote


for 21 years  
in respect of 1/2 head of water only.

THIS 9th August

1943

SECTION 6/43

2814



**PLAINT No. 6/1959**

Between: James Archibald Craig  
AND: John Scoular Young and Thomas  
James Young.

Terms of Settlement registered by  
Order of Warden.

Subscribed at the office of the Registrar

Registrar, Cromwell, at 2/3

25 AUG 1961

No. 9577

Ministry of Works and Buildings

**ASSIGNMENT**

John Scoular Young and Thomas  
James Young

to

Her Majesty the Queen

Subscribed at the office of the Registrar

Registrar, Cromwell, at

25 AUG 1961

Ministry of Works and Buildings

**PURSUANT to APPLICATION No. 51/1961 in that behalf the DESCRIPTION of the  
within license is hereby AMENDED to read:**

"Commencing at a Point in Waipuna Creek 20 chains from the Northern Bounds  
of Section 121 Block 1 Leaning Rock occupied by James Archibald Craig run  
thence in a south westerly direction through said Section 121 through  
Section 122 occupied by Sydney George Attfield through Section 91 occupied  
by James Archibald Craig and section 221G occupied by Sydney George  
Attfield thence in a southerly direction through sections 33 and 149  
occupied by Ewen Anderson a distance of 50 chains and terminating in  
the Ministry of Works dam, Waikerikeri Valley.

Points of intake: -all springs situated within one chain of the above cou

Dated at Cromwell this 13th day of December 1961.

*John Young*  
Warden



Subscribed at the office of the Registrar

Registrar, Cromwell, at 11/2

23 1 1961

No. 7433

Ministry of Works and Buildings

Commissioner of Lands and Survey  
 No. 520 Clyde  
 The name of Isabella Miles Oliver is substituted herein as registered owner in lieu of Adolphus Oliver deceased  
 21 September 1905

*Isabella Miles Oliver*  
 Mining Registrar  
 31/11

Isabella Miles Oliver all interest to Thomas Wilkinson 10am 5th March 1906  
 575 Clyde  
 Mining Registrar

No. 221  
 Dated 1 July 1907  
 1782/1  
 2198  
 (182)

Under "The Mining Act, 1898."

WARDEN

*Adolphus A. Oliver*

License for a Colliery

Isabella Miles Oliver  
 Thomas Wilkinson  
 due to Isabella  
 trustee

Registered at the Office of the  
 Registrar  
 10a M. O. 6 June 1903  
 No. 1189 - 85004

Assignment all  
 interest public  
 trustee to Isabella  
 Helen Young

Registered at the Office of the  
 Registrar  
 10a M. O. 6 June 1903  
 No. 1190 - 85004  
 Ref Regl. 1907.

Assignment  
 Isabella Miles Young  
 Helen Young  
 Isabella Miles Young and Helen Young  
 Registered at the Office of the Registrar  
 Registrar, Cornwall at 14a, N. 04  
 14 NOV 1958  
 No. 9001

*W. G. Bennett*  
 Mining Registrar

APPENDIX D

WATER USAGE FOR MANHERIKIA IRRIGATION SCHEME 19 75 / 76 SEASON													
L/N	NAME	QUOTA	M O N T H								TOTAL	EXTR.	
			sept	oct	nov	dec	jan	feb	mar	april			
1	Alexandra Holiday Camp	96.75	-	-	-	-	-	-	-	-	-	-	-
2	Alexandra Rest Destruction Board	Per 2 ac/ft 1" dia. pipe	-	-	-	-	-	-	-	-	-	-	-
3	Alexandra Trotting Club	907.60	-	180.0	210.0	336.0	-	-	-	-	-	726.0	-
4	Anderson M	An.Chge.	-	-	-	-	-	-	-	-	-	-	-
5	Annan WL	1 3/4" dia.pipe	-	-	-	-	-	-	-	-	-	-	-
6	Baird RA & DW	128.50 1" dia. pipe 3/4" dia.pipe	-	18.0	18.0	-	54.0	36.0	18.0	48.0	192.0	63.5	-
7	Ashton M	16675.50	-	3928.0	1728.0	4549.0	4240.0	3552.0	2442.0	2016.0	22455.0	5779.5	-
8	Ashworth AE	211.75	-	-	72.0	36.0	72.0	96.0	60.0	24.0	360.0	148.2	-
9	Attfield ED	4965.0	-	1543.0	912.0	2044.50	1680.50	1543.0	822.50	360.0	8905.50	3920.5	-
10	Banks AJ & JA	2692.25	-	573.0	566.0	565.25	666.0	674.50	326.0	288.0	3658.75	966.5	-
11	Barton JS	816.75	-	525.75	164.25	305.13	294.0	228.0	120.0	53.0	1690.13	873.38	-
12	Barton PJ	1/2" dia.pipe	-	-	-	-	-	-	-	-	-	-	-
13	Bell J	287.25	-	-	-	115.50	120.0	165.0	-	128.0	528.50	241.25	-
14	Bernie MJ	1" dia.pipe	-	-	-	-	-	-	-	-	-	-	-
15	Bernie NW	3 @ 1" dia.pipe & 1 x 1 1/2" dia.pipe	-	-	-	-	-	-	-	-	-	-	-
16	Void		-	-	-	-	-	-	-	-	-	-	-
17	Bone RK	1/2" dia.pipe	-	-	-	-	-	-	-	-	-	-	-
18	Booth B	133.13	-	58.50	45.0	49.50	67.50	40.50	51.50	54.0	366.50	233.37	-
19	Botting AH & MD	1/2" dia.pipe	-	-	-	-	-	-	-	-	-	-	-
20	Boyle K	272.25	-	-	-	-	-	-	36.0	48.0	84.0	-	-
21	Braven J	233	-	-	-	73.50	-	48.0	66.50	-	188.0	-	-
22	Braven RF	1452 3/4" dia. pipe	-	-	-	-	-	-	-	-	-	-	-
23	Brent NH	242	-	-	180.0	162.0	173.0	240.0	-	-	755.0	513.0	-
24	Brown TA & JM	136.12	-	-	-	-	-	-	-	-	-	-	-
25	Bruce IL	Per 2 ac/ft 2" dia. pipe	-	-	24.0	-	42.0	42.0	-	-	108.0	108.0	-
26	Bruins M	1926.88	-	380.50	108.0	357.50	619.50	430.0	24.0	255.0	2174.50	247.62	-
27	Brunton CC	254.12	-	36.0	72.0	-	108.0	48.0	24.0	48.0	336.0	81.88	-
28	Butt AM & TJ	1/2" dia.pipe	-	-	-	-	-	-	-	-	-	-	-
29	Burney PJ & HJ	90.75	-	-	-	-	16.0	16.0	16.0	-	48.0	-	-
30	Campbell CR	338.75	-	572.0	-	-	-	-	-	-	572.0	233.25	-
RUNNING TOTAL			-	7814.75	4099.25	8593.88	8152.50	7159.0	4006.50	3322.0	42147.00	12210.0	-

WATER USAGE FOR MAHERIKIA

IRRIGATION SCHEME 19 75 / 76 SEASON

L/N	NAME	QUOTA	M O N T H								TOTAL	EXTRA	
			sept	oct	nov	dec	jan	feb	mar	april			
31	Carty JO & MP	272.25	-	-	-	-	-	-	-	-	-	-	-
32	Clearwater EM	1" dia.pipe	-	-	-	-	-	-	-	-	-	-	-
33	Cook GF	1098	-	926.0	756.0	1149.0	861.0	1248.0	912.0	768.0	6620.0	5522.0	
34	Courtney DJ	1" dia.pipe	-	-	-	-	-	-	-	-	-	-	-
35	Crack LA	3/4" dia.pipe	-	-	-	-	-	-	-	-	-	-	-
36	Craddock TJ	254.13	-	108.0	72.0	72.0	72.0	72.0	78.0	84.0	558.0	303.87	
37	Crosland G	1/2" dia.pipe	-	-	-	-	-	-	-	-	-	-	-
38	Crosland MR	363.0	-	-	-	-	-	96.0	48.0	-	144.0	-	
39	Crossan DR	151.25	-	-	-	-	47.25	-	12.0	30.0	89.25	-	
40	Currie DE	1/2" dia.pipe	-	-	-	-	-	-	-	-	-	-	-
41	Outtriss JN & FD	1089 & 3/4" dia.pipe	-	-	48.0	118.0	96.0	152.0	48.0	36.0	498.0	-	
42	Diver, Outtriss & Banks	290.25	-	-	114.75	306.0	102.0	144.0	144.0	120.0	930.75	640.50	
43	Diver FR	226.75	-	408.50	60.0	132.0	72.0	96.0	48.0	72.0	888.50	661.75	
44	Dobson N	1" dia.pipe	-	-	-	-	-	-	-	-	-	-	-
45	Dodds GJ	689.62	-	312.0	192.0	480.0	288.0	264.0	60.0	192.0	1788.0	1098.38	
46	Dolan B	226.75	-	-	27.50	45.0	45.0	45.0	-	-	162.50	-	
47	Donaldson IB	3/4" dia.pipe	-	-	-	-	-	-	-	-	-	-	-
48	Dreckow EM	302.50	-	44.0	48.0	120.0	48.0	96.0	-	48.0	404.0	101.50	
49	Duncan & Sons	17250	-	6049.0	2712.0	4717.0	5668.50	4592.0	2456.0	2125.0	28319.50	11069.50	
50	Duncan & Sons	5174.25	-	2016.0	1368.0	1983.0	1983.0	1734.0	792.0	864.0	10740.0	5565.75	
51	Duncan & Sons	5057.50	-	1296.0	288.0	3336.50	624.0	2492.0	-	127.0	8163.50	3106.0	
52	Duncan RW Est.	Per 2 ac/ft	-	48.0	48.0	48.0	48.0	48.0	24.0	-	264.0	264.0	
53	Dunlay M	605	-	72.0	144.0	144.0	144.0	108.0	96.0	6.0	714.0	109.0	
54	Dunn Mk	128.50 3/4" dia.pipe	-	18.0	48.0	48.0	36.0	36.0	-	-	186.0	57.50	
55	Dyson A	423.50	-	116.0	264.0	196.0	144.0	192.0	168.0	24.0	1104.0	680.50	
56	Evans JF Est.	302.50	-	24.0	97.0	108.0	96.0	72.0	144.0	-	541.0	238.50	
57	Fairhurst	677.50	-	131.75	156.0	-	-	192.0	-	48.0	527.75	-	
58	Fennis JL	2" dia.pipe	-	-	-	-	-	-	-	-	-	-	-
59	Ford CL & BJ	242	-	-	-	-	-	-	-	-	-	-	-
60	Foster GW	108.75	-	-	-	-	-	-	-	-	-	-	-
TOTAL THIS SHEET BROUGHT FORWARD			-	11569.25	6443.25	13002.50	10374.75	11679.0	5030.0	4544.0	62642.75	29418.75	
RUNNING TOTAL			-	7814.75	4099.25	8593.88	8152.50	7159.0	4006.50	3322.0	43147.88	13410.0	

WATER USAGE FOR MANHERIKIA IRRIGATION SCHEME 19 75 / 76 SEASON													
L/N	NAME	QUOTA	M O N T H								TOTAL	EXTRA	
			sept	oct	nov	dec	jan	feb	mar	april			
61	Fox GW	1" dia. pipe	-	-	-	-	-	-	-	-	-	-	-
62	Gladstone NB & JS	3025	-	1641.0	612.0	1578.0	1740.0	1429.0	252.0	432.0	7684.0	4659.0	
63	Golden RJ	5082 & 1" dia. pipe	-	1520.0	-	1632.0	976.0	794.0	216.0	336.0	5474.0	392.0	
64	Govan JE	128.50 & 3/4" dia. pipe	-	18.0	36.0	54.0	36.0	36.0	-	12.0	192.0	63.50	
65	Grant DC	907.50 & 3/4" dia. pipe	-	288.0	288.0	288.0	192.0	288.0	192.0	96.0	1632.0	724.50	
66	Grant W	Per 2 ac/ft & 2" dia. pipe	-	144.0	144.0	144.0	48.0	144.0	108.0	96.0	828.0	828.0	
67	Groves FWJ	544.50	-	176.0	184.0	-	352.0	252.0	84.0	273.0	1321.0	776.50	
68	Hamilton N	257.13	-	-	-	88.50	72.0	99.0	-	66.0	325.50	68.37	
69	Harrex VR	Per 2 ac/ft	-	43.0	47.50	-	48.0	69.0	96.0	78.0	381.50	381.50	
70	Harrington IE	Per 2 ac/ft & " dia. pipe	-	-	-	-	-	-	-	-	-	-	
71	Harris RJ	133.12	-	398.0	45.0	45.0	126.0	40.50	45.50	57.0	757.0	623.88	
72	Haworth J	133	-	-	24.0	-	48.0	48.0	60.0	-	180.0	47.0	
73	Hellyer RM	1" dia. pipe	-	-	-	-	-	-	-	-	-	-	
74	Hind GC	1/2" dia. pipe	-	-	-	-	-	-	-	-	-	-	
75	Holdom EW	363	-	-	-	-	-	-	-	-	-	-	
76	Holdom JW	Per 2 ac/ft & 1" dia. pipe	-	-	-	-	-	-	-	-	-	-	
77	Hoppen J	302.50 & 3/4" dia. pipe	-	43.75	-	91.0	91.0	67.50	33.0	75.75	402.0	99.50	
78	Houlihan MJ	1452	-	446.0	48.0	504.0	552.0	480.0	264.0	376.0	2670.0	1218.0	
79	Huddart BJ	287.25	-	339.0	127.50	80.75	264.0	-	60.0	-	871.25	584.0	
80	Hurd J	121	-	35.25	15.0	-	24.0	48.0	48.0	-	170.25	49.25	
81	Hunter DFD	272.25	-	-	-	-	-	-	-	-	-	-	
82	Ibbotson R	508.25	-	-	-	119.0	-	160.0	96.0	48.0	423.0	-	
83	Integral Sheep & Wool Advisory Ltd	816.75	-	384.0	192.0	672.0	336.0	274.0	120.0	120.0	2098.0	1281.25	
84	McKenzie DA & BJ	399.25	-	-	-	127.50	127.50	-	90.0	75.0	420.0	20.75	
85	Jacksons Orchard Ltd	1 1/2" dia. pipe	-	-	-	-	-	-	-	-	-	-	
86	Jackson MS	623.25 & " dia. pipe	-	145.50	378.0	600.0	419.0	186.0	222.0	-	1950.50	1327.25	
87	Johnson RA & CC	293.25	-	-	30.0	252.0	120.0	60.0	-	-	462.0	168.75	
88	Jones DR	1/2" dia. pipe	-	-	-	-	-	-	-	-	-	-	
89	Jordan NB & JF	363 & 1" dia. pipe	-	90.0	130.50	180.0	144.0	144.0	138.0	-	826.50	463.50	
90	Hutchison KH	326.75	-	-	-	-	24.0	96.0	31.0	20.0	171.0	-	
TOTAL THIS SHEET BROUGHT FORWARD			-	5711.50	2301.50	6455.75	5739.50	4715.0	2155.50	2160.75	29239.50	13776.50	
RUNNING TOTAL			-	19384.0	10542.50	21596.38	18527.25	18838.0	9036.50	7866.0	105790.63	42828.75	
			-	25095.50	12844.0	28052.13	24266.75	23553.0	11192.0	10026.75	135030.13	56605.25	



WATER USAGE FOR MANHERIKIA IRRIGATION SCHEME 19 75 / 76 SEASON												
L/N	NAME	QUOTA	M O N T H								TOTAL	EXTRA
			sept	oct	nov	dec	jan	feb	mar	april		
91	Joyce NA	2020.63	-	360.0	480.0	626.50	831.0	452.0	280.50	282.0	3312.0	1291.37
92	Kearney J	1/2" dia.pipe	-	-	-	-	-	-	-	-	-	-
93	Keddiell JH Est.	9098.50	-	1616.0	1512.0	2063.0	2463.0	811.50	901.50	480.0	9847.0	748.50
94	Keddiell WD	1098	-	-	-	-	-	1132.50	260.0	-	1392.50	294.50
95	Kelliher G	4174.50	-	683.0	144.0	1124.0	931.0	618.0	553.0	144.0	4197.0	22.50
96	Kelliher TC	8009.50	-	1952.0	2232.0	2901.0	2066.25	2058.0	1287.0	720.0	13216.25	5206.75
97	Keogh GR	145.25	-	-	-	36.0	54.0	-	18.0	-	108.0	-
98	Kerr JIR	1" dia.pipe	-	-	-	-	-	-	-	-	-	-
99	King ER & WK	133.12	-	51.75	45.0	45.0	67.50	45.0	12.50	27.0	293.75	160.63
100	King IM & EM	90.75	-	-	-	-	-	-	-	-	-	-
101	Kimney PJ	2117.50	-	336.0	360.0	340.0	288.0	480.0	336.0	168.0	2308.0	190.50
102	Kitto EM & EI	Per 2 ac/ft	-	24.0	48.0	96.0	120.0	96.0	-	24.0	408.0	408.0
103	Knipe VM	1/2" dia.pipe	-	-	-	-	-	-	-	-	-	-
104	Kroon M	151.25	-	127.0	84.0	84.0	61.25	30.25	21.0	45.0	452.50	301.25
105	Larb TL & EM	326.75	-	142.0	108.0	144.0	96.0	96.0	54.0	72.0	712.0	385.25
106	Langdon DS	272.25	-	-	-	-	-	-	-	-	-	-
107	Leckie JM	1/2" dia.pipe	-	-	-	-	-	-	-	-	-	-
108	Lord FB & RE	Per 2 ac/ft	-	42.0	48.0	72.0	48.0	48.0	48.0	48.0	354.0	354.0
109	Love G	9740.50	-	1548.0	1248.0	2656.0	2388.0	1804.0	1372.0	740.0	11756.0	2015.50
110	McDonnell EE	1542.75	-	379.50	-	652.75	540.0	735.50	309.50	216.0	2833.25	1290.50
111	Brash D	1/2" dia.pipe	-	-	-	-	-	-	-	-	-	-
112	McIntosh JM	2287	-	780.0	816.0	-	478.0	768.0	300.0	196.0	3338.0	1051.0
113	McKerchar DL	363	-	120.0	96.0	72.0	144.0	96.0	117.0	48.0	693.0	330.0
114	McKnight BE	302.75	-	-	-	-	-	-	-	-	-	-
115	McLaren J	310	-	54.0	36.0	36.0	72.0	-	-	-	198.0	-
116	McMurray CC	233	-	-	-	-	-	-	-	-	-	-
117	McMurray M	432.50	-	96.50	240.0	240.0	216.0	246.87	194.0	20.0	1253.37	820.87
118	MacFie RR	3478.75	-	810.50	425.25	413.25	464.0	420.50	232.25	180.0	2945.75	-
119	Mackie Bros.	Per 2 ac/ft	-	82.0	60.0	84.0	144.0	84.0	60.0	-	514.0	514.0
120	Mair IA	574.75 & 1/2" dia.pipe 3/4" dia.pipe	-	50.0	-	92.0	126.0	109.50	98.0	-	475.50	-
TOTAL THIS SHEET BROUGHT FORWARD			-	9254.25	7982.25	11777.50	11598.0	10131.62	6454.25	3410.0	60607.87	15385.12
RUNNING TOTAL			-	25095.50	12844.0	28052.13	24266.75	23553.0	11192.0	10026.75	135030.13	56605.25
			-	34349.75	20826.25	39829.63	35864.75	33684.62	17646.25	13436.75	195638.0	71990.37

WATER USAGE FOR MANHERIKIA IRRIGATION SCHEME 19 75/76 SEASON													
L/N	NAME	QUOTA	M O N T H								TOTAL	EXTRA	
			sept	oct	nov	dec	jan	feb	mar	april			
121	Manson FCC	1/2" dia. pipe	-	-	-	-	-	-	-	-	-	-	-
122	Mackill MW	453.75	-	-	144.0	192.0	240.0	192.0	168.0	-	936.0	482.25	
123	Mathias GB	354	-	118.75	120.0	120.0	120.0	120.0	-	-	598.75	244.75	
124	Mee WH & CI	508.25	-	-	-	-	-	-	-	-	-	-	
125	Meehan HF	351	-	192.0	192.0	192.0	384.0	192.0	-	168.0	1320.0	969.0	
126	Miles ME	242	-	96.0	48.0	96.0	96.0	96.0	72.0	-	504.0	262.0	
127	Miller & Anderson	272.25	-	176.0	-	38.25	76.50	72.0	60.0	45.0	467.75	195.50	
128	Miller G	18	-	-	-	-	-	-	-	-	-	-	
129	Muir BE & NG	128.50 & 3/4" dia. pipe	-	18.0	168.0	54.0	36.0	36.0	-	-	312.0	183.50	
130	Mount EH	302.50	-	-	85.0	96.0	96.0	72.0	60.0	-	409.0	106.50	
131	Muir J	1331	-	582.25	306.0	76.50	51.0	208.0	72.0	78.0	1373.75	42.75	
132	Murray FW	3/4" dia. pipe	-	-	-	-	-	-	-	-	-	-	
133	Nicolson ED	1664.75	-	240.0	192.0	412.0	192.0	321.0	240.0	240.0	1837.0	172.25	
134	North MJ	3/4" dia. pipe	-	-	-	-	-	-	-	-	-	-	
135	Wadsworth AD	302.50	-	-	-	38.25	17.0	36.0	8.0	10.0	109.25	-	
136	O'Connor RP	Per 2 ac/ft & 1" dia. pipe	-	12.0	24.0	18.0	12.0	24.0	24.0	24.0	138.0	-	
137	O'Connor EP	363 & 1" dia. pipe	-	84.0	168.0	252.0	168.0	168.0	216.0	96.0	1152.0	789.0	
138	Okey LG	98.25 & 1" dia. pipe	-	-	-	-	-	-	-	-	-	-	
139	O'Neill BS	16226	-	4575.75	3287.50	5395.0	4962.0	3461.0	2442.25	1446.0	25569.50	9343.50	
140	Overall SF	90.75	-	-	-	-	-	-	-	-	-	-	
141	Padren RM	1/2" dia. pipe	-	-	-	-	-	-	-	-	-	-	
142	Parmenter D	" dia. pipe	-	-	-	-	-	-	-	-	-	-	
143	Peterson BR	1/2" dia. pipe	-	-	-	-	-	-	-	-	-	-	
144	Peyton FR	3/4" dia. pipe	-	-	-	-	-	-	-	-	-	-	
145	Pledger JRL	907.50	-	266.0	378.0	416.50	252.0	180.0	144.0	168.0	1804.50	897.0	
146	Pole DJ	128.50 & 1 1/2" dia. pipe	-	18.0	36.0	54.0	36.0	36.0	18.0	12.0	210.0	81.50	
147	Pryde ME & JL	653.50 & 3/4" dia. pipe	-	470.0	202.0	526.0	478.50	360.0	144.0	84.0	2264.50	1611.0	
148	Reidy EFA	90.75 & 3/4" dia. pipe	-	24.0	24.0	-	72.0	-	12.0	-	132.0	41.25	
149	Rizzi PF	1 1/2" dia. pipe	-	-	-	-	-	-	-	-	-	-	
150	Roche JS & IM	Per 2 ac/ft 1 1/4" dia. pipe	-	24.0	72.50	48.0	24.0	48.0	36.0	24.0	276.50	276.50	
TOTAL THIS SHEET BROUGHT FORWARD			-	6896.75	5447.0	8024.50	7313.0	5622.0	3716.25	2395.0	39414.50	15698.25	
RUNNING TOTAL			-	34349.75	20826.25	39829.63	35864.75	33685.62	17646.25	13436.75	195638.0	71990.37	
			-	41246.50	26273.25	47854.13	43177.75	39306.62	21362.50	15831.75	235052.50	87688.62	

WATER USAGE FOR MANHERIKIA IRRIGATION SCHEME 19 75 / 76 SEASON												
L/N	NAME	QUOTA	M O N T H								TOTAL	EXTRA
			sept	oct	nov	dec	jan	feb	mar	april		
151	Rowley RW	1464	-	180.0	180.0	228.0	180.0	240.0	276.0	72.0	1356.0	-
152	Sanders IB	695.75	-	96.0	96.0	288.0	288.0	192.0	96.0	-	1056.0	360.2
153	Schaumann DH	Per 2 ac/ft 1 1/2" dia.pipe 1 3/4" dia.pipe	-	56.0	24.0	84.0	52.75	24.0	-	-	240.75	240.7
154	Scott GD	484	-	48.0	48.0	96.0	144.0	96.0	24.0	-	456.0	-
155	Sims JD	" dia.pipe	TALLIED IN WITH BRUNS L/N 26									
156	Smith EB	90.75	-	-	-	-	-	-	-	-	-	-
157	Smith JN	90.75	-	48.0	30.0	192.0	248.0	96.0	96.0	216.0	926.0	835.2
158	Sneddon H	54.50 & 1" dia.pipe	-	11.0	12.0	18.0	36.0	-	-	-	77.0	22.5
159	Stephen G & M	Per 2 ac/ft	-	7.0	72.0	48.0	-	48.0	36.0	24.0	235.0	235.0
160	Stewart IG	1" dia.pipe	-	-	-	-	-	-	-	-	-	-
161	Stokes JB	Per 2 ac/ft	-	-	-	-	-	-	-	-	-	-
162	Strang A	Per 2 ac/ft	-	12.0	30.0	24.0	12.0	24.0	6.0	-	108.0	108.0
163	Stroud JJ	272.25	-	356.0	306.0	68.0	68.0	64.0	64.0	40.0	966.0	693.7
164	Tattersfield H	181.50	-	24.0	72.0	48.0	48.0	48.0	24.0	-	264.0	82.5
165	C O Bottling Co.	Per 2 ac/ft	-	-	-	-	-	-	-	-	-	-
166	Taylor R	1" dia.pipe	-	-	-	-	-	-	-	-	-	-
167	Tonkins S & Y	189	-	244.0	276.0	228.0	240.0	276.0	108.0	96.0	1468.0	1279.0
168	Van Baxtel FA	599	-	-	-	-	-	-	-	-	-	-
169	Ansonbe FCN	536 & 1 1/2" dia.pipe	-	192.0	240.0	288.0	192.0	240.0	216.0	48.0	1416.0	880.0
170	Wallace AN	499.13	-	-	-	102.0	63.75	60.0	-	15.0	240.75	-
171	Wallis B	227	-	48.0	48.0	48.0	48.0	36.0	48.0	-	276.0	49.0
172	Weatherall RJ	181.50	-	164.0	96.0	96.0	96.0	96.0	96.0	108.0	752.0	570.5
173	Willerson MG	242 & 1" dia. pipe	-	45.0	120.0	168.0	108.0	72.0	92.0	24.0	629.0	387.0
174	Wilson AWH	522	-	72.0	84.0	141.0	132.0	138.0	120.0	-	687.0	165.0
175	Wilson JR	5174.25	-	8.50	48.0	216.0	528.0	408.0	46.0	96.0	1350.50	-
176	Wilson JR Orchardist Ltd.	665.50	-	257.0	336.0	-	192.0	216.0	300.0	24.0	1325.0	659.5
177	Otago Central Concrete Ltd	1 1/2" dia.pipe	-	-	-	-	-	-	-	-	-	-
178	Wood RA	227	-	24.0	24.0	48.0	48.0	48.0	24.0	-	216.0	-
TOTAL THIS SHEET BROUGHT FORWARD PLANNING GROUP			-	1892.50 41246.50 43139.0	2142.0 26273.25 28415.25	2429.0 47854.13 50283.13	2724.50 43177.75 45902.25	2422.0 39306.62 41728.62	1672.0 21362.50 23034.50	763.0 15831.75 16594.75	14045.0 235052.50 249097.50	5568.0 87688.6 93256.6

WATER USAGE FOR MANHERIKIA IRRIGATION SCHEME 1976 / 77 SEASON												
L/ N	NAME	QUOTA	M O N T H								TOTAL	EXTRA
			sept	oct	nov	dec	jan	feb	mar	april		
91	Joyce NA	2020.63	-	234.38	405.0	342.0	354.0	429.0	876.0	60.0	2700.38	679.75
92	Kearney J	1/2" dia.pipe	-	-	-	-	-	-	-	-	-	-
93	Keddell JH Est.	9098.50	-	-	1664.0	578.0	1884.0	1884.0	-	1620.0	7630.0	-
94	Keddell WP	1098	-	-	-	-	-	-	1098.0	-	1098.0	-
95	Kelliher G	4174.50	-	-	776.0	24.0	423.50	671.0	934.50	336.0	3165.0	-
96	Kelliher TC	8009.50	-	1334.0	2192.0	1883.0	2735.50	2350.50	2604.0	1836.0	14935.0	6925.50
97	Keogh GR	145.25	-	27.0	36.0	36.0	36.0	36.0	33.0	18.0	222.0	76.75
98	Kerr JIR	1" dia.pipe	-	-	-	-	-	-	-	-	-	-
99	King ER & WK	133.12	-	112.75	40.50	40.50	-	49.50	60.75	20.25	324.25	191.13
100	King IM & EM	90.75	-	-	-	-	-	-	-	-	-	-
101	Kinsey PJ	2117.50	-	-	396.0	-	-	444.0	360.0	360.0	1560.0	-
102	Kitto EM & EI	Per 2 ac/ft	-	48.0	96.0	72.0	96.0	96.0	72.0	24.0	504.0	504.0
103	Knipe VM	1/2" dia.pipe	-	-	-	-	-	-	-	-	-	-
104	Kroon M	151.25	-	106.0	-	40.25	-	42.0	42.0	42.0	272.25	121.0
105	Larb TL & EM	326.75	21.25	192.0	48.0	80.0	140.0	215.0	155.75	60.0	912.0	585.25
106	Langdon DS	272.25	-	-	-	-	-	-	76.0	-	76.0	-
107	Leckie JM	1/2" dia.pipe	-	-	-	-	-	-	-	-	-	-
108	Lord PB & RE	Per 2 ac/ft	-	48.0	48.0	48.0	48.0	48.0	48.0	24.0	312.0	-
109	Love G	9740.50	-	-	2196.0	-	1728.0	2400.0	1536.0	1232.0	9092.0	-
110	McDonnell EE	1542.75	-	-	627.0	-	218.75	865.50	588.75	-	2300.0	757.25
111	Brash D	1/2" dia.pipe	-	-	-	-	-	-	-	-	-	-
112	McIntosh JM	2287	-	-	-	-	668.0	574.0	336.0	672.0	2250.0	-
113	McKerchar DL	363	-	120.0	96.0	96.0	96.0	96.0	72.0	96.0	672.0	309.0
114	McKnight BE	302.75	-	-	-	-	-	-	-	-	-	-
115	McLaren J	310	-	-	132.0	-	24.0	36.0	18.0	-	210.0	-
116	McMurray CC	233	-	-	-	-	-	-	-	-	-	-
117	McMurray M	432.50	-	32.0	324.0	360.0	202.50	336.0	108.0	36.0	1398.50	966.0
118	McFie RR	3478.75	-	-	580.0	-	144.0	307.50	180.0	142.50	1354.0	-
119	Mackie Bros.	Per 2 ac/ft	-	54.0	48.0	48.0	36.0	48.0	147.0	12.0	393.0	393.0
120	Mair IA	574.75	-	84.37	142.50	96.0	174.0	360.0	168.0	36.0	1060.87	486.12
TOTAL THIS SHEET			21.25	2392.50	9847.0	3743.75	9008.25	11288.0	9513.75	6626.75	52441.25	12306.75
BROUGHT FORWARD			3104.25	6322.25	20460.25	8457.75	16358.88	25095.75	23894.62	17735.25	121429.0	42574.0
RUNNING TOTAL			3125.50	8714.75	30307.25	12201.50	25367.13	36388.75	33408.37	24362.0	173870.25	54880.75

WATER USAGE FOR MANHERIKIA

IRRIGATION SCHEME 19 76 / 77 SEASON

L/N	NAME	QUOTA	M O N T H								TOTAL	EXTRA
			sept	oct	nov	dec	jan	feb	mar	april		
1	Alexandra Holiday Camp Ltd.	36.75	-	-	-	-	-	-	-	-	-	-
2	Alex. Pest Destruction Board	Per 2 ac/ft 1" dia. pipe	-	-	-	-	-	-	-	-	-	-
3	Alexandra Trotting Club	907.50	-	-	108.0	540.0	324.0	-	-	-	972.0	64.50
4	Anderson M	An. Chge.	-	-	-	-	-	-	-	-	-	-
5	Annan WL	1 3/4" dia. pipe	-	-	-	-	-	-	-	-	-	-
6	Baird RA & DM	128.50 1" dia. pipe 3/4" dia. pipe	-	-	36.0	36.0	36.0	30.0	54.0	18.0	210.0	81.50
7	Ashton M	16675.50	-	-	2870.0	-	3024.0	4368.0	4192.0	2880.0	17334.0	658.50
8	Ashworth AE	211.75	-	-	43.50	18.0	72.0	72.0	72.0	-	277.50	65.75
9	Attfield EC	4985.0	-	-	1038.0	155.0	336.0	2281.0	1902.0	1293.0	7005.50	2020.50
10	Banks AJ & JA	2692.25	-	288.0	654.25	-	322.0	720.0	292.0	288.0	2564.25	-
11	Dunstan Syndicate	1734.75	2240.50	1366.25	927.0	937.0	948.0	915.0	344.50	120.0	7798.25	6063.50
12	Barton RJ	1/2" dia. pipe	-	-	-	-	-	-	-	-	-	-
13	McArthur G	287.25	-	-	-	70.0	49.50	72.0	56.0	40.0	287.50	0.25
14	Bernie MJ	1" dia. pipe	-	-	-	-	-	-	-	-	-	-
15	Bernie NW	3 @ 1" dia. pipe & 1x1 1/2" dia. pipe	-	-	-	-	-	-	-	-	-	-
16	Void		-	-	-	-	-	-	-	-	-	-
17	Bone RK	1/2" dia. pipe	-	-	-	-	-	-	-	-	-	-
18	Booth B	133.13	28.50	36.0	67.50	40.50	40.50	40.50	60.75	20.25	334.50	201.37
19	Botting AH & MD	1/2" dia. pipe	-	-	-	-	16.0	56.0	-	-	72.0	72.0
20	Boyle K	272.25	-	-	27.0	-	28.0	40.0	96.0	20.0	211.0	-
21	Mulvey R & JI	233.0	-	-	32.0	-	21.63	4.75	7.87	-	66.25	-
22	Braven RF	1452 & 3/4" dia. pipe	-	-	-	-	-	-	-	-	-	-
23	Brent NH	242	-	-	54.0	54.0	168.0	150.0	144.0	-	570.0	328.0
24	Brown TA & JM	136.12	-	-	-	-	-	-	-	-	-	-
25	Bruce IL	Per 2 ac/ft 2" dia. pipe	-	-	-	-	-	-	-	-	-	-
26	Bruins M	1926.87	-	517.0	434.25	589.50	525.50	555.50	430.0	406.75	3458.50	1531.63
27	Brunton CC	254.13	-	96.0	72.0	72.0	72.0	72.0	72.0	72.0	528.0	273.87
28	Butt AM & TJ	1/2" dia. pipe	-	-	-	-	-	-	-	-	-	-
29	Mulvaney CJ & JM	90.75	-	-	-	-	-	-	-	-	-	-
30	Campbell GR	338.75	-	8.0	-	8.0	-	-	-	-	16.0	-
TOTAL THIS SHEET BROUGHT FORWARD			2269.0	2311.25	6364.0	2520.0	5983.13	9376.75	7723.12	5158.0	41705.25	11361.37
RUNNING TOTAL			2269.0	2311.25	6364.0	2520.0	5983.13	9376.75	7723.12	5158.0	41705.25	11361.37

WATER USAGE FOR MANHERIKIA IRRIGATION SCHEME 19 76 / 77 SEASON

L/N	NAME	QUOTA	MONTH								TOTAL	EXTRA	
			sept	oct	nov	dec	jan	feb	mar	april			
31	Carty JO & MP	272.25	-	-	-	-	-	-	-	-	-	-	-
32	Clearwater EM	1" dia.pipe	-	-	-	-	-	-	-	-	-	-	-
33	Cook GF	1098.0	-	-	924.0	1080.0	768.0	1368.0	552.0	696.0	5388.0	4290.0	
34	Courtney DJ	1" dia.pipe	-	-	-	-	-	-	-	-	-	-	-
35	Crack IA	3/4" dia.pipe	-	-	-	-	-	-	-	-	-	-	-
36	Cradlock TJ	254.12	116.25	36.0	108.0	96.0	96.0	96.0	132.0	108.0	788.25	534.13	
37	Crosland G	1/2" dia.pipe	-	-	-	-	-	-	-	-	-	-	-
38	Crosland MR	363.0	-	-	-	-	-	-	24.0	-	24.0	-	
39	Pleace RW	151.25	-	42.0	42.0	42.0	42.0	42.0	42.0	42.0	294.0	142.75	
40	Currie DE	1/2" dia.pipe	-	-	-	-	-	-	-	-	-	-	-
41	Cuttriss JN & PD	1089 & 3/4" dia. pipe	-	48.0	-	144.0	144.0	186.0	192.0	192.0	906.0	-	
42	Diver, Cuttriss & Banks	290.25	-	204.0	204.0	306.0	204.0	204.0	204.0	102.0	1428.0	1137.75	
43	Diver PR	226.75	-	408.0	591.0	348.0	60.0	60.0	360.0	798.0	2625.0	2398.25	
44	Dobson N	1" dia.pipe	-	-	-	-	-	-	-	-	-	-	-
45	Dodds GJ	689.63	-	478.0	276.0	192.0	192.0	456.0	384.0	192.0	2170.0	1480.37	
46	Dolan B	226.75	-	-	-	-	-	-	-	-	-	-	-
47	Donaldson LB	3/4" dia.pipe	-	-	-	-	-	-	-	-	-	-	-
48	Dreckow EM	302.50	-	-	-	60.0	120.0	60.0	48.0	-	288.0	-	
49	Duncan Bros.	17250	-	-	4560.0	-	2976.0	5088.0	5712.0	5296.0	23632.0	6382.0	
50	Duncan Bros.	5174.25	-	-	1512.0	-	-	1248.0	1680.0	960.0	5400.0	225.75	
51	Duncan Bros.	5057.50	-	-	2376.0	-	-	1896.0	1224.0	864.0	6360.0	1302.50	
52	Duncan FW Est.	Per 2 ac/ft	-	-	-	-	-	-	-	-	-	-	-
53	Dunlay M	605	101.0	60.0	24.0	162.0	144.0	144.0	216.0	60.0	911.0	306.0	
54	Cruickshank R	128.50	-	-	18.0	18.0	18.0	-	90.0	-	144.0	15.50	
		3/4" dia.pipe											
55	Dyson A	423.50	-	144.0	240.0	168.0	240.0	120.0	96.0	66.0	1074.0	650.50	
56	Browns Orchards Ltd.	302.50	-	96.0	96.0	108.0	192.0	72.0	132.0	48.0	744.0	441.50	
57	Fairhurst B	677.50	-	204.0	-	306.0	204.0	204.0	246.50	80.75	1245.25	567.75	
58	Ferris JL	2" dia.pipe	-	-	-	-	-	-	-	-	-	-	-
59	Ford CL & BJ	242	-	-	36.0	90.0	100.0	55.0	60.0	-	341.0	99.0	
60	Smith A McR	108.75	-	-	-	-	-	-	-	-	-	-	-
TOTAL THIS SHEET			217.25	1720.0	11007.0	3120.0	5500.0	11299.0	11394.50	9504.75	53762.50	19973.75	
BROUGHT FORWARD			2269.0	2311.25	6364.0	2520.0	5983.13	9376.75	7723.12	5158.0	41705.25	11361.37	
RUNNING TOTAL			2486.25	4031.25	17371.0	5640.0	11483.13	20675.75	19117.62	14662.75	95467.75	31235.12	

WATER USAGE FOR MANHERIKIA IRRIGATION SCHEME 19 76 / 77 SEASON													
L/N	NAME	QUOTA	M O N T H								TOTAL	EXTRA	
			sept	oct	nov	dec	jan	feb	mar	april			
61	Fox GW	1" dia.pipe	-	-	-	-	-	-	-	-	-	-	-
62	Gladstone NB & JS	3025	-	144.0	688.50	534.0	1200.0	680.50	1404.0	-	4651.0	1626.0	
63	Golden RJ	5082 & 1" dia. pipe	-	600.0	816.0	-	1248.0	768.0	768.0	1232.0	5432.0	350.0	
64	Govan JE	128.50 & 3/4" dia.pipe	-	-	36.0	18.0	36.0	48.0	54.0	-	192.0	63.50	
65	Grant DC	907.50 & 3/4" dia.pipe	-	-	-	18.0	102.0	117.0	288.0	-	525.0	-	
66	Grant W	Per 2 ac/ft & 2" dia. pipe	-	144.0	72.0	72.0	144.0	144.0	144.0	144.0	864.0	864.0	
67	Groves RWJ	544.50	-	288.0	156.0	80.0	259.0	208.0	160.0	96.0	1247.0	702.50	
68	Hamilton N	257.12	-	236.50	-	80.0	38.50	90.0	8.0	80.0	533.0	275.88	
69	Harrex V	Per 2 ac/ft	-	72.0	36.0	108.0	72.0	108.0	96.0	72.0	564.0	568.0	
70	Harrington I	Per 2 ac/ft & " dia.pipe	-	-	-	-	-	-	-	-	-	-	
71	Harris RJ	133.13	114.0	45.0	-	45.0	63.0	63.0	67.50	22.50	420.0	286.87	
72	Haworth J	133	-	-	-	48.0	48.0	48.0	48.0	-	192.0	59.0	
73	Hellyer RM	1" dia.pipe	-	-	-	-	-	-	-	-	-	-	
74	Hinds CC	1/2" dia.pipe	-	-	-	-	-	-	-	-	-	-	
75	Holdom RW	363	-	-	-	-	-	-	-	-	-	-	
76	Holdom JW	Per 2 ac/ft & 1" dia.pipe	-	-	-	-	-	-	-	-	-	-	
77	Hoppen J	302.50 & 3/4" dia.pipe	-	156.0	84.0	84.0	42.0	84.0	84.0	84.0	618.0	315.50	
78	Houlahan MJ	1452	-	-	240.0	576.0	360.0	480.0	720.0	597.0	2973.0	1521.0	
79	Huddart BJ	287.25	-	-	192.0	96.0	204.0	192.0	192.0	194.0	1070.0	782.75	
80	Hurd J	121	-	18.0	36.0	48.0	36.0	120.0	48.0	18.0	324.0	36.75	
81	Davies EL	272.25	-	-	-	-	-	48.0	48.0	40.0	136.0	-	
82	Ibbotson R	254.12	-	340.0	51.0	119.0	161.50	102.0	102.0	51.0	926.50	672.38	
83	Mackie AJ	272.25	-	-	24.0	-	48.0	112.0	82.0	80.0	346.0	73.75	
84	McKenzie DA & BJ	399.25	-	127.50	63.75	267.75	165.75	127.50	127.50	102.0	981.75	582.50	
85	Jackson's Orchard Ltd	1 1/2" dia.pipe	-	-	-	-	-	-	-	-	-	-	
86	Jackson MS	623.25 & " dia.pipe	504.0	-	390.0	372.0	360.0	624.0	168.0	156.0	2574.0	1950.75	
87	Johnson RA & CC	293.25	-	-	60.0	108.0	36.0	96.0	-	-	300.0	6.75	
88	Jones DR	1/2" dia.pipe	-	-	-	-	-	-	-	-	-	-	
89	Jordan NB & JE	363 & 1" dia. pipe	-	120.0	120.0	144.0	192.0	120.0	120.0	48.0	864.0	501.0	
90	Hutchison KH	326.75	-	-	24.0	-	60.0	40.0	48.0	56.0	228.0	-	
TOTAL THIS SHEET BROUGHT FORWARD			618.0	2291.0	3089.25	2817.75	4875.75	4420.0	4777.0	3072.50	25961.25	11238.88	
RUNNING TOTAL			2486.25	4031.25	17371.0	5640.0	11483.13	20675.75	19117.62	14662.75	95467.75	31335.11	
			3104.25	6322.25	20460.25	8457.75	16358.88	25095.75	23894.62	17735.25	121429.0	42574.0	

WATER USAGE FOR MAUHERIKIA IRRIGATION SCHEME 19 76 / 77 SEASON												
L/N	NAME	QUOTA	M O N T H								TOTAL	EXTRA
			sept	oct	nov	dec	jan	feb	mar	april		
121	Manson FCC	1/2" dia. pipe	-	-	-	-	-	-	-	-	-	-
122	Maskill MW	453.75	-	-	192.0	192.0	192.0	-	144.0	-	720.0	266.25
123	Mathias GB	354	-	-	120.0	60.0	84.0	120.0	120.0	144.0	648.0	294.0
124	Mee WH & CI	508.25	-	-	-	-	-	-	-	-	-	-
125	Meehan HT	351	-	192.0	192.0	192.0	288.0	288.0	192.0	192.0	1536.0	1185.0
126	Milles ME	242	-	96.0	144.0	192.0	96.0	96.0	72.0	48.0	744.0	502.0
127	Miller & Anderson	272.25	-	76.50	40.50	191.25	76.50	76.50	76.50	-	537.75	265.50
128	Miller G	18	-	-	-	-	-	-	-	-	-	-
129	Moir BE & NG	128.50 & 3/4" dia. pipe	-	-	36.0	18.0	-	48.0	54.0	-	156.0	27.50
130	Mount EH	302.50	-	-	154.75	48.0	72.0	124.0	48.0	-	446.75	144.25
131	Muir J	1331	-	272.0	212.50	705.50	170.0	391.0	187.0	246.50	2184.50	853.50
132	Murray RW	3/4" dia. pipe	-	-	-	-	-	-	-	-	-	-
133	Nicolson ED	1664.75	-	-	279.0	-	326.0	120.0	336.0	-	1061.0	-
134	North MJ	3/4" dia. pipe	-	-	-	-	-	-	-	-	-	-
135	Wadsworth AD	302.50	-	59.50	17.0	89.25	55.25	38.25	119.0	29.75	408.0	105.50
136	O'Connor RP	Per 2 ac/ft & 1" dia. pipe	-	48.0	48.0	48.0	48.0	48.0	48.0	48.0	336.0	336.0
137	O'Gorman EP	363 & 1" dia. pipe	-	84.0	216.0	210.0	168.0	168.0	330.0	84.0	1260.0	897.0
138	Masters SB	2" dia. pipe	-	-	-	-	-	-	-	-	-	-
139	O'Neill BS	16226	-	1748.0	4487.0	3168.0	4989.0	3696.0	7122.0	774.50	25984.50	9758.50
140	Overall SF	90.75	-	-	-	8.0	-	-	-	-	8.0	-
141	Padren RM	1/2" dia. pipe	-	-	-	-	-	-	-	-	-	-
142	Parmenter D	" dia. pipe	-	-	-	-	-	-	-	-	-	-
143	Petersen ER	1/2" dia. pipe	-	-	-	-	-	-	-	-	-	-
144	Peyton FR	-	-	-	-	-	-	-	-	-	-	-
145	Pledger JRL	907.50	-	252.0	-	252.0	252.0	234.50	336.0	126.0	1452.50	545.0
146	Pole DJ	128.50 & 1 1/2" dia. pipe	-	-	36.0	18.0	18.0	36.0	54.0	-	162.0	33.50
147	Pryde ME & JL	653.50 & 3/4" dia. pipe	-	192.0	288.0	-	280.0	290.0	270.0	192.0	1512.0	858.50
148	Reidy EFA	90.75 & 3/4" dia. pipe	-	48.0	48.0	40.0	33.0	28.0	96.0	24.0	317.0	226.25
149	Rizzi PF	1 1/2" dia. pipe	-	-	-	-	-	-	-	-	-	-
150	Roche JS & IM	Per 2 ac/ft 1 1/2" dia. pipe	-	48.0	48.0	48.0	72.0	48.0	48.0	48.0	360.0	360.0
TOTAL THIS SHEET BROUGHT FORWARD			-	3116.0	6558.75	5480.0	7219.75	5850.25	9652.50	1956.75	39834.0	16658.25
RUNNING TOTAL			3125.50	8714.75	30307.25	12201.50	25367.13	36383.75	33408.37	24362.0	173870.25	54880.75
			3125.50	11830.75	36866.0	17681.50	32586.88	42234.0	43060.87	26318.75	213704.25	71538.0



WATER USAGE FOR MANHERIKIA IRRIGATION SCHEME 19 76 / 77 SEASON												
L/N	NAME	QUOTA	M O N T H								TOTAL	EXTRA
			sept	oct	nov	dec	jan	feb	mar	april		
151	Rowley FW	1464	-	-	204.0	-	204.0	117.50	216.0	180.0	921.50	-
152	Sanders	695.75	-	192.0	96.0	-	288.0	-	384.0	96.0	1056.0	360.25
153	Schauman DH	Per 2 ac/ft 1½" dia.pipe 1 3/4" dia.pipe	-	-	58.0	28.0	28.0	29.0	56.0	-	199.0	199.0
154	Scott GD	484	-	-	48.0	-	48.0	48.0	96.0	-	240.0	-
155	Sims JD	" dia.pipe	-	68.0	34.0	114.75	93.50	68.0	68.0	34.0	480.25	480.25
156	Smith BB	90.75	-	-	-	-	-	-	-	-	-	-
157	Smith JN	90.75	-	96.0	96.0	96.0	96.0	96.0	48.0	48.0	576.0	485.25
158	Shedden H	54.50 & 1" dia.pipe	-	-	-	46.0	24.0	47.0	-	-	117.0	62.50
159	Stephen G & M	Per 2 ac/ft	-	48.0	48.0	48.0	72.0	48.0	48.0	48.0	360.0	360.0
160	Stewart IG	1" dia.pipe	-	-	-	-	-	-	-	-	-	-
161	Stokes JB	Per 2 ac/ft	-	-	-	-	9.0	38.0	17.0	-	64.0	64.0
162	Strang A	Per 2 ac/ft	-	24.0	72.0	24.0	72.0	48.0	24.0	48.0	312.0	312.0
163	Stroud JJ	272.25	-	59.50	29.75	102.0	68.0	59.50	68.0	131.75	518.50	246.25
164	Tattersfield H	181.50	-	24.0	48.0	48.0	48.0	48.0	48.0	24.0	288.0	106.50
165	Diver P	Per 2 ac/ft	-	-	-	-	-	-	-	-	-	-
166	McKay CG	1" dia.pipe	-	-	-	-	-	-	-	-	-	-
167	Tomkins S & Y	189	-	-	264.0	204.0	192.0	239.0	288.0	192.0	1379.0	1190.0
168	Van Bortel FA	599	-	-	-	-	-	-	-	-	-	-
169	Anscorbe FCN	536 & 1½" dia.pipe	-	96.0	-	240.0	192.0	336.0	192.0	96.0	1152.0	616.0
170	Wallace AN	499.13	-	102.0	58.50	229.50	-	153.0	102.0	51.0	696.0	196.87
171	Wallis B	227	-	24.0	48.0	48.0	158.50	48.0	48.0	24.0	398.50	177.50
172	Weatherall RJ	181.50	66.0	96.0	78.0	120.0	96.0	96.0	24.0	96.0	672.0	490.50
173	Willanson MG	242 & 1" dia. pipe	-	24.0	96.0	72.0	72.0	96.0	72.0	-	432.0	190.0
174	Wilson MWH	522	-	-	-	-	-	-	-	-	-	-
175	Weir CW	166.50	-	-	-	-	-	-	-	-	-	-
176	Wilson JR Orchardist Ltd	665.50	-	-	288.0	126.0	260.0	288.0	288.0	201.0	1451.0	785.50
177	Winstone (SI) Ltd	1½" dia.pipe	-	-	-	-	-	-	-	-	-	-
178	Wood RA	227	-	24.0	48.0	72.0	48.0	48.0	48.0	24.0	312.0	85.0
179	Van Plateringen WJ	302.50	-	-	17.0	-	-	-	-	-	17.0	-
180	Gray IM & FM	254.12	-	-	29.75	-	102.0	204.0	102.0	51.0	488.75	234.63
TOTAL THIS SHEET			66.0	877.50	1661.0	1618.25	2171.0	2155.0	2237.0	1344.75	12130.50	6642.0
BROUGHT FORWARD			3125.50	11830.75	36866.0	17681.50	32586.88	42234.0	43060.87	26318.75	213704.25	71538.0
RUNNING TOTAL			3191.50	12708.25	38527.0	19299.75	34757.88	44389.0	45297.87	27663.50	225834.75	78180.0

WATER USAGE FOR MANHERIKIA IRRIGATION SCHEME 19 76 / 77 SEASON												
L/ N	NAME	QUOTA	M O N T H								TOTAL	EXTRA
			sept	oct	nov	dec	jan	feb	mar	april		
181	Sutton D	181.50	-	42.0	96.0	42.0	112.0	96.0	104.0	52.0	544.0	362.50
182	Whyte G	181.50	-	42.0	96.0	138.0	112.0	96.0	96.0	48.0	628.0	446.50
183	Reddick P	233 " dia. pipe	-	-	-	-	-	-	-	-	-	-
184	Marrow JEA	272.25	-	-	-	-	-	-	-	-	-	-
185	Allen GM	272.25	-	-	-	-	-	-	-	-	-	-
186	Agnew IA	589.75	-	-	-	-	-	-	-	-	-	-
187	Flannery T	352.32	-	-	-	-	-	-	-	-	-	-
188	Barker WR	105	-	-	-	-	-	-	-	-	-	-
189	Mitchell GE	210	-	-	-	-	-	-	-	-	-	-
TOTAL THIS SHEET			-	84.0	192.0	180.0	224.0	192.0	200.0	100.0	1172.0	809.0
BRUGHT FORWARD			3191.50	12708.25	38527.0	19299.75	34757.88	44389.0	45297.87	27663.50	225834.75	78180.0
RUNNING TOTAL			3191.50	12792.25	38719.0	19479.75	34981.88	44581.0	45497.87	27763.50	227006.75	78989.0

WATER USAGE FOR **MANHERIKIA** IRRIGATION SCHEME 1977 / 78 SEASON

L/N	NAME	QUOTA	M O N T H								TOTAL	EXTRA	
			sept	oct	nov	dec	jan	feb	mar	april			
1	Alexandra Holiday Camp	96.75	-	-	-	-	-	-	-	-	-	-	-
2	Alex. Pest Destruction Board	Per 2 ac/ft & 1" dia. pipe	-	-	-	-	-	-	-	-	-	-	-
3	Alexandra Trotting Club	907.50	-	-	120.0	228.75	240.0	202.0	181.50	-	972.25	64.75	
4	Anderson M	An.Chge.	-	-	-	-	-	-	-	-	-	-	-
5	Annan WL	1 3/4" dia. pipe	-	-	-	-	-	-	-	-	-	-	-
6	Baird RA	128.50 1" dia. pipe 3/4" dia. pipe	33.0	18.0	24.0	36.0	36.0	36.0	9.0	-	192.0	64.50	
7	Ashton M	16675.50	432.0	3804.0	3792.0	4272.0	4448.0	3156.0	3198.0	1248.0	24350.0	7674.50	
8	Ashworth A	211.75	-	-	44.25	108.0	84.0	36.0	18.0	-	290.25	78.50	
9	Attfield EC	4985	1232.0	673.0	1952.0	1804.0	1400.0	1066.0	1081.50	720.50	9929.0	4944.0	
10	MacFie RR	6171	426.0	993.75	1191.0	1317.0	1392.0	1007.0	713.50	542.0	7582.25	1411.25	
11	Dunstan Syndicate	1734.75	1654.0	302.0	406.0	188.0	691.50	538.0	480.0	750.0	5009.50	3274.75	
12	Barton PJ	1/2" dia. pipe	-	-	-	-	-	-	-	-	-	-	
13	McArthur G	287.25	-	88.0	-	110.0	165.0	50.0	110.0	-	523.0	235.75	
14	Bernie MJ	1" dia. pipe	-	-	-	-	-	-	-	-	-	-	
15	Bernie NW	3 x 1" dia. pipe + 1x1/2" dia. pipe	-	-	-	-	-	-	-	-	-	-	
16	Void		-	-	-	-	-	-	-	-	-	-	
17	Bone RK	1/2" dia. pipe	-	-	-	-	-	-	-	-	-	-	
18	Booth B	133.13	-	54.0	60.75	40.50	40.50	20.25	10.13	24.75	250.88	117.75	
19	Botting AH & MD	1/2" dia. pipe	-	48.0	72.0	48.0	48.0	48.0	24.0	14.0	302.0	29.75	
20	Boyle K	272.25	-	-	-	-	-	-	-	-	-	-	
21	Milvey R & JI	233.0	-	-	-	28.62	20.75	4.13	4.75	-	58.25	-	
22	Stratton CE & DI	1452 & 1" dia. pipe	-	-	-	319.0	346.0	132.0	96.0	96.0	989.0	-	
23	Brent NH	242	-	-	120.0	90.0	222.0	158.0	42.0	-	632.0	390.0	
24	Steedman ND & AJ	90.75	-	-	-	-	-	12.0	-	-	12.0	-	
25	Bruce IL	Per 2 ac/ft 2" dia. pipe	-	-	-	-	-	12.0	-	-	12.0	12.0	
26	Bruhs M	1926.87	46.75	395.50	385.25	608.87	464.75	128.0	204.13	-	2233.25	306.38	
27	Brunton CC	254.13	24.0	72.0	72.0	72.0	66.0	72.0	72.0	36.0	486.0	231.87	
28	Butt AM & TJ	1/2" dia. pipe	-	-	-	-	-	-	-	-	-	-	
29	Milvaney CJ & JM	90.75 & 1 1/2" dia. pipe	-	-	-	-	-	-	-	-	-	-	
30	Campbell GR	338.75	-	-	-	-	-	-	-	-	-	-	
TOTAL THIS SHEET BROUGHT FORWARD			3847.75	6448.25	8239.25	9270.74	9664.50	6677.38	6244.51	3431.25	53823.63	18835.75	
RUNNING TOTAL			3847.75	6448.25	8239.25	9270.74	9664.50	6677.38	6244.51	3431.25	53823.63	18835.75	

WATER USAGE FOR MANHERIKIA IRRIGATION SCHEME 1977/78 SEASON												
L/N	NAME	QUOTA	M O N T H								TOTAL	EXTRA
			sept	oct	nov	dec	jan	feb	mar	april		
31	Carty JD & MP	272.25	-	-	-	-	-	-	-	-	-	-
32	Clearwater EM	1" dia.pipe	-	-	-	-	-	-	-	-	-	-
33	Cook GF	1436.75	450.0	620.0	603.0	763.0	531.0	508.0	780.0	134.0	4389.0	2952.25
34	Courtney DJ	1" dia.pipe	-	-	-	-	-	-	-	-	-	-
35	Crack IA	3/4" dia.pipe	-	-	-	-	-	-	-	-	-	-
36	Craddock TJ	254.12	72.0	108.0	144.0	60.0	-	72.0	72.0	48.0	576.0	321.88
37	Crosland G	1/2" dia.pipe	-	-	-	-	-	-	-	-	-	-
38	Crosland MR	363.0	-	-	-	-	-	-	-	-	-	-
39	Pleace RW	151.25	51.0	35.0	35.0	63.0	40.25	17.50	21.0	-	262.75	111.50
40	Currie DE	1/2" dia.pipe	-	-	-	-	-	-	-	-	-	-
41	Cuttriss JN & PD	1089 1 3/4" dia.pipe	-	93.0	96.0	96.0	-	192.0	96.0	-	573.0	-
42	Cuttriss, Diver & Banks	290.25	102.0	204.0	204.0	204.0	1020.0	204.0	76.50	-	2014.50	1724.25
43	Diver FR	226.75	-	378.0	276.0	60.0	504.0	48.0	72.0	144.0	1482.0	1255.25
44	Dobson	1" dia.pipe	-	-	-	-	-	-	-	-	-	-
45	Dodds GJ	689.63	192.0	144.0	96.0	96.0	96.0	96.0	96.0	96.0	912.0	222.37
46	Dolan B	226.75	-	-	-	-	-	-	-	-	-	-
47	Donaldson LB	3/4" dia.pipe	-	-	-	-	-	-	-	-	-	-
48	Dreckow EM	302.50	36.0	-	84.0	-	24.0	-	36.0	-	180.0	-
49	Duncan Bros.	17250	264.0	3864.0	7560.0	7200.0	5608.0	3284.0	3216.0	3456.0	34452.0	17202.0
50	Duncan Bros.	5174.25	144.0	2014.0	1809.0	108.0	1728.0	372.0	408.0	2880.0	9463.0	4288.75
51	Duncan Bros.	5057.50	-	1725.0	2160.0	1848.0	2166.0	1992.0	1780.0	1368.0	13039.0	7981.50
52	Duncan RW Est.	Per 2 ac/ft	-	-	-	-	-	-	-	-	-	-
53	Dunlay M	605	72.0	144.0	155.63	167.62	119.62	70.88	90.0	-	819.75	214.75
54	Cruikshank R	128.50 & 3/4" dia.pipe	-	18.0	24.0	-	-	-	36.0	-	78.0	-
55	Dyson A	423.50	-	216.0	192.0	144.0	191.0	95.25	72.0	-	910.25	486.75
56	Browns Orchards Ltd	302.50	24.0	120.0	96.0	72.0	108.0	-	24.0	-	444.0	141.50
57	Fairhurst B	677.50	102.0	118.50	408.0	204.0	204.0	150.0	102.0	192.0	1480.50	803.0
58	Ferrie JL	2" dia.pipe	-	-	-	-	-	-	-	-	-	-
59	Ford CL & BJ	242	-	-	-	160.0	-	-	-	-	160.0	-
60	Smith A McR	108.75	-	-	-	-	-	-	-	-	-	-
TOTAL THIS SHEET BROUGHT FORWARD			1509.0	9801.50	13942.63	11245.62	12339.87	7101.63	6977.50	8318.0	71235.75	37705.75
PLANNING DEPT			3847.75	6448.25	8239.25	9270.74	9664.50	6677.38	6244.51	3431.25	53823.63	18835.75
			5356.75	16249.75	22181.88	20516.36	22004.37	13779.01	13222.01	11749.25	125059.38	56541.50

WATER USAGE FOR MANHERIKIA IRRIGATION SCHEME 1977/78 SEASON													
L/N	NAME	QUOTA	M O N T H								TOTAL	EXTRA	
			sept	oct	nov	dec	jan	feb	mar	april			
61	Fox CW	1" dia. pipe	-	-	-	-	-	-	-	-	-	-	-
62	Gladstone NB & JS	3025	-	1260.0	894.0	817.50	666.0	863.0	318.0	-	4818.50	1793.50	
63	Golden RJ	5082 & 1" dia. pipe	1288.0	664.0	1920.0	1851.0	667.50	898.0	1219.50	948.0	9456.0	4374.0	
64	Govan JE	128.50 & 3/4" dia. pipe	18.0	36.0	36.0	36.0	36.0	36.0	36.0	-	234.0	105.50	
65	Grant DC	907.50 & 3/4" dia. pipe	-	-	288.0	288.0	288.0	144.0	192.0	-	1200.0	292.50	
66	Grant W	Per 2 ac/ft & 2" dia. pipe	69.0	144.0	144.0	216.0	144.0	72.0	144.0	216.0	1149.0	1149.0	
67	Groves RWJ	544.50	28.0	232.0	96.0	234.0	160.0	80.0	200.0	156.0	1186.0	544.50	
68	Hamilton N	257.12	-	44.0	-	99.0	148.50	45.0	110.0	-	446.50	189.38	
69	Hanrex V	Per 2 ac/ft	100.50	72.0	72.0	108.0	72.0	32.25	70.88	30.0	557.63	557.63	
70	Fulton Hogan Holdings	Per 2 ac/ft "	-	-	-	-	-	-	-	-	-	-	
71	Harris RJ	133.13	112.0	45.0	76.50	45.0	45.0	30.0	10.12	27.50	391.12	157.99	
72	Haworth J	133	-	-	24.0	48.0	48.0	24.0	39.0	-	183.0	50.0	
73	Hood Stuart	1" dia. pipe	-	-	-	-	-	-	-	-	-	-	
74	Hinds GC	1/2" dia. pipe	-	-	-	-	-	-	-	-	-	-	
75	Holdom RW	-	-	-	-	-	-	-	-	-	-	-	
76	Holdom JW	Per 2 ac/ft	-	-	-	-	-	-	-	-	-	-	
77	Hoppen J	302.50 & 3/4" dia. pipe	54.0	84.0	84.0	126.0	84.0	42.0	84.0	-	558.0	255.50	
78	Houlahan MJ	1452	376.50	420.0	360.0	601.50	360.0	285.0	501.0	132.0	3036.0	1584.0	
79	Hudgart BJ	287.25	96.0	120.0	192.0	288.0	192.0	96.0	144.0	192.0	1320.0	1032.75	
80	Hurd J	121	17.25	36.0	36.0	36.0	53.25	18.0	36.0	-	232.50	111.50	
81	Davies BL	272.25	-	-	-	-	48.0	56.0	24.0	-	128.0	-	
82	Ibbotson R	254.12	51.0	-	-	-	-	-	-	-	51.0	-	
83	Mackie AJ	272.25	-	120.0	72.0	48.0	48.0	24.0	48.0	56.0	416.0	143.75	
84	McKenzie DA & BJ	399.25	67.50	127.50	127.50	127.50	127.50	-	93.50	-	671.0	271.75	
85	Jackson's Orchard Ltd	1/2" dia. pipe	-	-	-	-	-	-	-	-	-	-	
86	Jackson MS	623.25 & " dia. pipe	540.0	274.0	168.0	384.0	334.0	288.0	48.0	-	2036.0	1412.75	
87	Johnson RA & CC	124	-	24.0	-	60.0	48.0	-	-	-	132.0	8.0	
88	Jones DR	1/2" dia. pipe	-	-	-	-	-	-	-	-	-	-	
89	Jordan NB & JE	363	66.0	96.0	96.0	96.0	141.75	72.0	118.0	36.0	721.75	358.75	
90	Hutchison KH	326.75	48.0	48.0	184.0	-	-	-	31.0	192.0	503.0	176.25	
TOTAL THIS SHEET BROUGHT FORWARD RUNNING TOTAL			2931.75	3846.50	4870.0	5509.50	3711.50	3105.25	3467.0	1985.50	29427.0	14569.0	
			5356.75	16249.75	22181.88	20516.36	22004.37	13779.01	13222.01	11749.25	125059.38	56541.50	
			8288.50	20096.25	27061.88	26075.86	25715.87	16884.26	16689.01	13724.75	154486.38	71110.50	

WATER USAGE FOR MANHERIKIA IRRIGATION SCHEME 1977 / 78 SEASON

L/N	NAME	QUOTA	M O N T H								TOTAL	EXTRA
			sept	oct	nov	dec	jan	feb	mar	april		
91	Joyce NA	2020.63	-	654.0	441.0	908.25	697.50	297.0	580.50	-	3578.25	1557.62
92	Kearney J	1/2" dia.pipe	-	-	-	-	-	-	-	-	-	-
93	Keddell JH Est.	9098.50	192.0	2154.0	2144.0	2738.0	2430.0	2140.0	595.50	-	12393.50	3295.0
94	Keddell WP	1098.0	-	-	-	-	-	-	1220.0	-	1220.0	122.0
95	Kelliher G	4174.50	171.0	615.0	1003.0	999.0	784.50	598.75	755.75	-	4925.0	750.50
96	Kelliher TC	8009.50	1584.0	1552.50	2575.0	3348.0	3022.0	1742.0	1629.0	1410.0	16862.50	8009.50
97	Keogh GR	145.25	-	13.50	9.0	4.50	6.75	6.75	-	-	40.50	-
98	Kerr JIR	1" dia.pipe	-	-	-	-	-	-	-	-	-	-
99	Docherty JG	133.12	-	94.50	60.75	40.50	40.50	18.0	34.0	-	288.25	155.13
100	King IM & EM	90.75	-	-	-	-	-	-	-	-	-	-
101	Kirney PJ	2117.50	-	360.0	360.0	360.0	440.0	360.0	288.0	-	2168.0	50.50
102	Kitto EM & EI	Per 2 ac/ft	-	-	96.0	96.0	72.0	72.0	27.0	-	363.0	363.0
103	Knipe WM	1/2" dia.pipe	-	-	-	-	-	-	-	-	-	-
104	Kroon M	151.25	21.0	42.0	42.0	63.0	42.0	21.0	63.0	-	294.0	142.75
105	Lamb TL & EM	462.88	-	121.50	48.0	103.0	138.50	73.0	89.0	48.0	621.0	158.12
106	Taylor EW	277.25	-	-	-	-	-	-	-	-	-	-
107	Leckie JM	1/2" dia.pipe	-	-	-	-	-	-	-	-	-	-
108	Lord FB & RE	Per 2 ac/ft	19.50	48.0	71.0	48.0	48.0	24.0	57.75	24.0	340.25	340.25
109	Love G	9740.50	1056.0	1056.0	1920.0	2400.0	2584.0	2112.0	1680.0	192.0	13000.0	3260.50
110	McDonnell FE	1542.75	292.0	445.25	403.50	701.25	920.0	484.0	446.50	105.0	3797.50	2254.75
111	Brash D	1/2" dia.pipe	-	-	-	-	-	-	-	-	-	-
112	McIntosh JM	2287	-	842.0	864.0	12.0	1554.0	342.0	288.0	-	3902.0	1615.0
113	McKerchar DL	363	72.0	72.0	144.0	96.0	89.0	48.0	60.0	-	581.0	218.0
114	Duff GF	302.75	-	-	-	-	-	-	-	-	-	-
115	McLaren J	310	18.0	36.0	-	18.0	31.50	18.0	-	-	121.50	-
116	McMurray CC	233	-	-	-	-	-	-	-	-	-	-
117	McMurray M	432.50	-	200.0	220.75	185.25	223.50	255.0	180.0	-	1264.50	832.0
118	McFie RR	3478.75	-	-	-	-	-	-	-	-	-	-
119	Mackie Bros.	Per 2 ac/ft	12.0	36.0	24.0	18.0	55.50	12.0	-	-	157.50	157.50
120	Mair	574.75	24.0	72.0	32.13	58.37	33.0	29.0	-	-	248.50	-
TOTAL THIS SHEET BROUGHT FORWARD			3461.50	8414.25	10458.13	12197.12	13212.25	8650.50	7994.0	1779.0	66166.75	23282.12
			8288.50	20096.25	27051.88	26025.86	25715.87	16884.26	16689.01	13734.75	154486.38	71110.50

WATER USAGE FOR MALHERIKIA IRRIGATION SCHEME 19 77 / 78 SEASON												
L/N	NAME	QUOTA	M O N T H								TOTAL	EXTRA
			sept	oct	nov	dec	jan	feb	mar	april		
151	Rowley FW	1464	-	360.0	180.0	264.0	300.0	204.0	144.0	180.0	1632.0	168.0
152	Sanders Bros.	695.75	96.0	192.0	192.0	192.0	236.0	96.0	240.0	192.0	1436.0	740.25
153	Schaumann IH	Per 2 ac/ft 1 1/2" dia. pipe	33.0	28.0	56.0	56.0	84.0	18.0	5.0	-	280.0	280.0
154	Scott GD	484	-	96.0	48.0	96.0	96.0	48.0	48.0	-	432.0	-
155	Cross N	302.50	38.25	68.0	76.50	76.50	102.0	14.0	57.38	48.0	480.63	178.13
156	Smith EB	90.75	-	-	-	-	-	-	-	-	-	-
157	Buchanan FW	90.75	48.0	96.0	96.0	48.0	144.0	48.0	96.0	48.0	624.0	533.25
158	Sneddon H	54.50	-	12.0	24.0	23.0	47.0	24.0	6.0	-	136.0	81.50
159	Stephen G & M	Per 2 ac/ft & 1" dia. pipe	-	48.0	48.0	72.0	48.0	24.0	48.0	54.0	342.0	342.0
160	Stewart LG	1" dia. pipe	-	-	-	-	-	-	-	-	-	-
161	Stokes JB	Per 2 ac/ft	-	-	-	24.0	72.0	-	-	-	96.0	96.0
162	Strang A	Per 2 ac/ft	-	6.0	24.0	30.0	18.0	36.0	-	-	114.0	114.0
163	Stroud JJ	272.25	29.75	59.50	68.0	68.0	59.50	56.0	19.12	48.0	407.87	135.62
164	Tattersfield H	181.50	-	72.0	24.0	48.0	48.0	48.0	12.0	-	252.0	70.50
165	Diver P	Per 2 ac/ft	288.0	-	-	192.0	-	144.0	140.0	-	764.0	764.0
166	McKey CG	1" dia. pipe	-	-	-	-	-	-	-	-	-	-
167	Tonkins S & Y	189.0	94.50	324.0	288.0	264.0	192.0	192.0	144.0	-	1498.50	1309.50
168	Van Bortel FA	599.0	-	-	-	-	-	-	-	-	-	-
169	Anscote FCN	536 & 1 1/2" dia. pipe	94.0	288.0	192.0	192.0	192.0	192.0	96.0	-	1246.0	710.0
170	Wallace AN	499.13	-	102.0	-	30.0	68.25	21.0	74.38	-	295.63	-
171	Wallis B	227	24.0	48.0	48.0	48.0	39.75	48.0	36.0	-	291.75	64.75
172	Weatherall RJ	181.50	335.50	120.0	48.0	120.0	85.50	96.0	43.0	33.0	881.0	699.50
173	Willerson MG	Per 2 ac/ft & 1" dia. pipe	-	-	-	6.0	6.0	3.0	1.0	-	16.0	16.0
174	Southee P	3/4" dia. pipe	-	-	-	-	-	-	-	-	-	-
175	Weir CW	166.50	-	-	-	-	-	-	-	-	-	-
176	Wilson JR	665.50	48.0	90.0	192.0	188.0	342.0	96.0	144.0	-	1100.0	434.50
177	Winstone SI Ltd.	1 1/2" dia. pipe	-	-	-	-	-	-	-	-	-	-
178	Gray I	227	48.0	-	-	-	-	-	-	-	48.0	-
179	Van Plateringen WJ	302.50	-	-	-	-	-	-	-	-	-	-
180	Hickey WS Ltd.	254.12	51.0	-	408.0	153.0	340.0	260.0	167.87	158.0	1537.87	1283.75
TOTAL THIS SHEET BROUGHT FORWARD			1228.0	2009.50	2012.50	2190.50	2520.0	1668.0	1521.75	761.0	13911.25	8021.25
GRAND TOTAL			3191.50	12708.25	38527.0	19299.75	34757.88	44389.0	45297.87	27663.50	225834.75	78180.0
			4419.50	14717.75	40639.50	21490.25	37777.88	46057.0	46819.62	28424.50	239745.0	86201.25

WATER USAGE FOR MANHERIKTA IRRIGATION SCHEME 1977/78 SEASON

L/N	NAME	QUOTA	M O N T H								TOTAL	EXTRA
			sept	oct	nov	dec	jan	feb	mar	april		
181	Sutton D	352.32	-	97.50	48.0	96.0	144.0	48.0	72.0	48.0	553.50	201.18
182	White G	352.32	-	-	96.0	96.0	144.0	48.0	72.0	96.0	552.0	199.68
183	Roddick P	233 1/2" dia.pipe	-	-	-	-	-	-	-	-	-	-
184	Morrow JEA	272.25	-	24.0	48.0	48.0	48.0	24.0	20.0	-	212.0	-
185	Allen GM	272.25	-	-	-	24.0	48.0	-	-	-	72.0	-
186	Agnew LA	589.75	42.0	84.0	84.0	126.0	84.0	42.0	21.0	-	483.0	-
187	Flannery T	352.32	97.75	90.0	96.0	88.0	144.0	42.0	72.0	96.0	725.75	373.43
188	Backer WR	105	-	-	24.0	18.0	19.50	-	-	-	61.50	-
189	Ward NR	210	-	-	-	-	-	-	-	-	-	-
TOTAL THIS SHEET			139.75	295.50	396.0	496.0	631.50	204.0	257.0	240.0	2659.75	774.29
BROUGHT FORWARD			4419.50	14717.75	40539.50	21490.25	37277.88	46057.0	46819.62	28424.50	239746.0	86201.25
RUNNING TOTAL			4559.25	15013.25	40935.50	21986.25	37909.38	46261.0	47076.62	28664.50	242405.75	86975.54



WATER USAGE FOR MANHERIKIA IRRIGATION SCHEME 1977/78 SEASON													
L/N	NAME	QUOTA	M O N T H								TOTAL	EXTRA	
			sept	oct	nov	dec	jan	feb	mar	april			
121	Manson FCC	1/2" dia. pipe	-	-	-	-	-	-	-	-	-	-	-
122	Maskill MW	453.75	116.0	192.0	192.0	192.0	288.0	96.0	144.0	-	1220.0	766.25	
123	Mathias GB	354	-	-	-	180.0	90.0	30.0	60.0	-	360.0	6.0	
124	Mae WH & CI	508.25	-	-	-	-	-	-	-	-	-	-	
125	Meehan HF	351	72.0	216.0	192.0	192.0	192.0	192.0	48.0	192.0	1296.0	945.0	
126	Miles ME	242	48.0	96.0	96.0	96.0	96.0	96.0	24.0	-	552.0	310.0	
127	Mills JR	272.25	38.25	76.50	76.50	76.50	76.50	72.0	82.87	-	499.12	226.87	
128	Miller G	18	-	-	-	-	-	-	-	-	-	-	
129	Moir EE & NG	128.50 & 3/4" dia. pipe	18.0	36.0	36.0	24.0	36.0	36.0	36.0	18.0	240.0	111.50	
130	Mount EH	302.50	-	-	127.0	96.0	48.0	96.0	18.0	-	385.0	83.50	
131	Muir J	1331	24.0	493.0	280.50	165.75	289.0	292.0	85.0	-	1629.25	288.25	
132	Murray RW	3/4" dia. pipe	-	-	-	-	-	-	-	-	-	-	
133	Nicolson ED	1664.75	-	240.0	382.0	144.0	384.0	202.0	336.0	-	1688.0	24.25	
134	North MJ	3/4" dia. pipe	-	-	-	-	-	-	-	-	-	-	
135	Wadsworth AD	302.50	29.75	97.75	68.0	38.25	59.50	40.50	27.63	-	361.38	58.88	
136	O'Connor RP	Per 2 ac/ft & 1" dia. pipe	-	24.0	-	30.0	12.0	6.0	9.0	-	81.0	81.0	
137	O'Gorman EP	363 & 1" dia. pipe	-	252.0	168.0	165.37	168.0	168.0	42.0	-	963.37	600.37	
138	Masters SB	2" dia. pipe	-	-	-	-	-	-	-	-	-	-	
139	O'Neill BS	16226	840.0	4925.0	3831.50	5250.50	4827.0	3416.0	3464.75	2006.0	28560.75	12334.75	
140	Overall SF	90.75	-	-	-	-	-	-	-	-	-	-	
141	Padran RM	1/2" dia. pipe	-	-	-	-	-	-	-	-	-	-	
142	Parmenter D	1/2" dia. pipe	-	-	-	-	-	-	-	-	-	-	
143	Petersen BR	1/2" dia. pipe	-	-	-	-	-	-	-	-	-	-	
144	Peyton FR	-	-	-	-	-	-	-	-	-	-	-	
145	Pledger JRL	317.75	204.0	210.0	252.0	168.0	168.0	18.0	138.0	-	1158.0	840.25	
146	Pole DJ	128.50 & 1 1/2" dia. pipe	18.0	36.0	36.0	-	36.0	36.0	36.0	-	198.0	70.50	
147	Ogle RC & ZG	653.50 & 3/4" dia. pipe	184.0	125.0	293.50	441.0	268.0	202.50	144.0	-	1658.0	1004.50	
148	Reidy EFA	90.75 & 3/4" dia. pipe	15.0	33.0	48.0	20.0	72.0	24.0	60.0	-	272.0	181.25	
149	Rizzi PF	1 1/2" dia. pipe	-	-	-	-	-	-	-	-	-	-	
150	Roche JS & IM	Per 2 ac/ft 1 1/4" dia. pipe	-	30.0	48.0	72.0	48.0	24.0	48.0	18.0	288.0	288.0	
TOTAL THIS SHEET BROUGHT FORWARD			1607.0	7082.25	6127.0	7351.37	7158.0	5047.0	4803.25	2234.0	41409.87	18231.12	
RUNNING TOTAL			11750.0	28510.50	37510.01	38222.98	38928.12	25534.75	24683.01	15513.75	220653.13	94392.62	
			113357.0	35592.75	43637.01	45574.75	46086.12	30581.76	29486.26	17747.75	262063.0	112623.74	

WATER USAGE FOR MANHERIKIA IRRIGATION SCHEME 1978 / 79 SEASON													
L/N	NAME	QUOTA	M O N T H								TOTAL	EXTRA	
			sept	oct	nov	dec	jan	feb	mar	april			
1	Alexandra Holiday Camp	96.75	-	-	-	-	-	-	-	-	-	-	-
2	Alex. Pest Destruction Board	Per 2 ac/ft 1" dia. pipe	-	-	-	-	-	-	-	-	-	-	-
3	Alexandra Trotting Club	907.50	-	-	-	266.88	371.75	174.0	180.0	-	992.63	85.13	
4	Anderson M	An. Chge.	-	-	-	-	-	-	-	-	-	-	-
5	Annan WL	1 3/4" dia. pipe	-	-	-	-	-	-	-	-	-	-	-
6	Baird RA & DM	128.50	-	-	29.25	36.0	36.0	36.0	36.0	18.0	191.25	62.75	
7	Ashton M	16675.50	-	-	396.0	3792.0	4500.0	4032.0	1632.0	-	14352.0	-	
8	Ashworth AE	211.75	-	-	-	36.0	84.0	59.25	46.50	-	225.75	14.0	
9	Attfield EC	4985	-	-	-	1845.0	1748.0	1631.0	774.0	-	5998.0	1013.0	
10	MacFie RR	6171	-	-	72.0	1679.0	1100.0	1200.0	745.0	-	4796.0	-	
11	Dunstan Syndicate	1734.75	243.50	368.75	241.50	216.0	590.06	480.0	518.50	346.50	3024.81	1290.06	
12	McLean AJ	129.75	-	-	-	-	-	-	-	-	-	-	
13	McArthur G	287.25	-	-	-	-	10.0	35.0	110.0	60.0	215.0	-	
14	Craig AJ	84.75	-	-	-	-	-	-	-	-	-	-	
15	Bennie & Son RA	2 x 1" dia. pipe	-	-	-	-	-	-	-	-	-	-	
16	Void		-	-	-	-	-	-	-	-	-	-	
17	Bone RK	1/2" dia. pipe	-	-	-	-	-	-	-	-	-	-	
18	Booth B	133.13	-	-	-	49.50	40.50	40.50	40.50	40.50	211.50	78.37	
19	Lord FB & FE	3/4" dia. pipe	-	-	-	-	-	-	-	-	-	-	
20	Boyle K	272.25	-	-	42.0	84.0	48.0	48.0	48.0	40.0	310.0	37.75	
21	Mulvey R & JJ	233	-	-	-	48.0	72.0	47.50	-	-	167.50	-	
22	Stratton CE & DI	1452 & 1" dia. pipe	-	48.0	-	218.25	269.0	129.0	-	-	664.25	-	
23	Brent NH	181.50	-	-	12.0	-	24.0	-	-	-	36.0	-	
24	Steedman ND	90.75	-	-	8.0	-	-	-	-	-	8.0	-	
25	Bruce IL	Per 2 ac/ft 2" dia. pipe	-	-	-	-	-	-	-	-	-	-	
26	Bruins M	1624.37	-	-	-	50.50	62.75	64.0	87.75	12.75	277.75	-	
27	Brunton CC	254.13	-	-	-	66.0	72.0	72.0	72.0	72.0	354.0	99.87	
28	Butt AM & TJ	1/2" dia. pipe	-	-	-	-	-	-	-	-	-	-	
29	Mulvaney CJ & M	90.75 & 1 1/2" dia. pipe	-	-	-	-	-	-	-	-	-	-	
30	Campbell GR	338.75	-	-	-	-	-	-	-	-	-	-	
TOTAL THIS SHEET BROUGHT FORWARD			243.50	436.75	800.75	8387.13	9028.06	8048.25	4290.25	589.75	31824.44	2680.93	
RUNNING TOTAL			243.50	436.75	800.75	8387.13	9028.06	8048.25	4290.25	589.75	31824.44	2680.93	

WATER USAGE FOR MANHERIKIA IRRIGATION SCHEME 1978 / 79 SEASON													
L/N	NAME	QUOTA	M O N T H								TOTAL	EXTRA	
			sept	oct	nov	dec	jan	feb	mar	april			
31	Carty JO & MP	272.25	-	-	-	-	-	-	-	-	-	-	-
32	Clearwater EM	1" dia.pipe	-	-	-	-	-	-	-	-	-	-	-
33	Cook GF	1098 & 1" dia. pipe	-	-	108.0	696.25	710.0	632.0	995.0	-	3141.25	2043.25	-
34	Courtney DJ	1" dia.pipe	-	-	-	-	-	-	-	-	-	-	-
35	Crack IA	3/4" dia.pipe	-	-	-	-	-	-	-	-	-	-	-
36	Craddock TJ	254.12	-	-	-	72.0	108.0	72.0	72.0	72.0	396.0	141.88	-
37	Crosland G	1/2" dia.pipe	-	-	-	-	-	-	-	-	-	-	-
38	Crosland MR	363	-	-	-	-	-	-	-	-	-	-	-
39	Pleace RW	151.25	-	-	-	35.0	35.0	42.0	42.0	42.0	196.0	44.75	-
40	Currie DE	1/2" dia.pipe	-	-	-	-	-	-	-	-	-	-	-
41	Outtriss JN & FD	1089 & 1 & 3/4" dia.pipe	-	-	-	-	-	-	-	-	-	-	-
42	Diver, Outtriss & Banks	290.25	-	-	-	-	102.0	102.0	213.0	102.0	519.0	228.75	-
43	Diver PR	226.75	-	-	-	75.0	90.0	48.0	-	60.0	273.0	46.25	-
44	Leith CH & JL	1" dia.pipe	-	-	-	-	-	-	-	-	-	-	-
45	Dodds GJ	689.63 3/4" dia.pipe	-	-	-	96.0	96.0	96.0	96.0	96.0	480.0	-	-
46	Dolan B	226.75	-	-	-	-	-	-	-	-	-	-	-
47	Donaldson LB	3/4" dia.pipe	-	-	-	-	-	-	-	-	-	-	-
48	Dreckow EM	302.50	-	-	-	84.0	48.0	84.0	34.50	-	250.50	-	-
49	Duncan Bros.	17250	-	-	504.0	7152.0	7632.0	5856.0	4440.0	-	25584.0	-	-
50	Duncan Bros.	5174.25	-	-	144.0	48.0	1488.0	1344.0	720.0	-	3744.0	-	-
51	Duncan Bros.	5057.50	-	-	144.0	48.0	1488.0	1344.0	720.0	-	3744.0	-	-
52	Duncan RW Est.	Per 2 ac/ft	-	-	-	-	-	-	-	-	-	-	-
53	Dunlay M	605	86.37	36.0	34.50	144.0	126.0	120.0	101.25	-	648.12	43.12	-
54	Cruckshank R	128.50 & 3/4" dia.pipe	-	-	-	-	54.0	36.0	-	-	90.0	-	-
55	Dyson A	423.50	-	-	-	192.0	240.0	192.0	144.0	24.0	792.0	368.50	-
56	Browns Orchard Ltd.	302.50	-	-	-	96.0	96.0	96.0	96.0	60.25	444.25	141.75	-
57	Fairhurst R	677.50	-	-	-	204.0	204.0	102.0	192.0	-	702.0	24.50	-
58	Ferris JL	2" dia.pipe	-	-	-	-	-	-	-	-	-	-	-
59	Ford CL & BJ	242	-	-	-	-	-	-	-	-	-	-	-
60	Smith A MCR	108.75	-	-	-	-	-	-	-	-	-	-	-
TOTAL THIS SHEET BROUGHT FORWARD			86.37	36.0	934.50	8942.25	12517.0	10166.0	7865.75	456.25	41004.12	3082.75	-
RUNNING TOTAL			243.50	436.75	800.75	8387.13	9028.06	8048.25	4290.25	589.75	31824.44	2680.93	-
			329.87	472.75	1735.25	17329.38	21545.06	18214.25	12156.0	1046.0	72828.56	5763.68	-

WATER USAGE FOR MANHERIKIA IRRIGATION SCHEME 19 78 / 79 SEASON													
L/N	NAME	QUOTA	M O N T H								TOTAL	EXTRA	
			sept	oct	nov	dec	jan	feb	mar	april			
61	Fox GW	1" dia.pipe	-	-	-	-	-	-	-	-	-	-	-
62	Gladstone NB & JS	3025	-	-	-	1581.0	1301.50	893.0	48.0	-	3823.50	798.50	
63	Golden RJ	5082 & 1" dia. pipe	-	-	96.0	1556.0	-	1368.0	1536.0	-	4556.0	-	
64	Govan JE	128.50 & 3/4" dia.pipe	-	-	18.0	96.0	36.0	36.0	36.0	36.0	198.0	69.50	
65	Grant DC	605 & 3/4" dia.pipe	-	-	-	-	144.0	144.0	216.0	-	504.0	-	
66	Grant W	Per 2 ac/ft & 2" dia.pipe	-	-	-	144.0	144.0	144.0	168.0	118.50	718.50	718.50	
67	Groves RWJ & VJ	544.50	-	-	-	232.0	136.0	136.0	132.0	68.0	704.0	159.50	
68	Hamilton N	257.12	-	-	-	99.0	90.0	31.50	99.0	54.0	373.50	116.38	
69	Harex V	Per 2 ac/ft	-	-	-	36.0	60.0	108.0	108.0	72.0	384.0	384.0	
70	Fulton Hogan Holdings	Per 2 ac/ft & 1/2" dia.pipe	-	-	-	-	-	-	-	-	-	-	
71	Harris RJ	133.13	-	76.50	-	45.0	45.0	45.0	45.0	45.0	301.50	168.37	
72	Hwarth J	133	-	-	-	47.0	48.0	48.0	20.0	-	163.0	30.0	
73	Ings C	1" dia.pipe	-	-	-	-	-	-	-	-	-	-	
74	Hinds CC	1/2" dia.pipe	-	-	-	-	-	-	-	-	-	-	
75	Holgate RG	1" dia.pipe	-	-	-	-	-	-	-	-	-	-	
76	Holden JW	Per 2 ac/ft	-	-	-	-	-	-	-	-	-	-	
77	Hoppen J	302.50	-	-	-	126.0	84.0	84.0	42.0	-	336.0	33.50	
78	Houlahan MJ	1452	-	-	48.0	588.0	336.0	690.0	528.0	216.0	2406.0	954.0	
79	Huddart BJ & EH	287.25	-	-	-	288.0	192.0	96.0	224.0	192.0	992.0	704.75	
80	Hurd M	121 & 3/4" dia.pipe	-	-	24.0	18.0	36.0	46.0	18.0	18.0	160.0	39.0	
81	Davies EL	272.25	-	-	-	12.0	48.0	56.0	56.0	56.0	228.0	-	
82	Mitchell FW & JB	254.12	-	-	-	-	-	-	-	-	-	-	
83	Mackie AJ	272.25	-	-	24.0	84.0	48.0	48.0	48.0	48.0	300.0	27.75	
84	McKenzie DA & BJ	399.25	-	-	-	127.50	127.50	63.75	127.50	63.75	510.0	110.75	
85	Jackson MS	1 1/2" dia.pipe	-	-	-	-	-	-	-	-	-	-	
86	Jackson MS	623.25	649.50	612.0	214.50	412.0	950.50	437.0	646.75	471.50	4393.75	3770.50	
87	Johnstone RA & CC	124	-	-	18.0	48.0	48.0	48.0	21.50	-	183.50	59.50	
88	Jones DR	1/2" dia.pipe	-	-	-	-	-	-	-	-	-	-	
89	Jordan NB & JE	363	12.0	35.25	98.0	64.0	229.0	108.0	72.0	-	618.25	255.25	
90	Hutchison KH	326.75	-	-	-	56.0	66.0	48.0	48.0	-	218.0	-	
TOTAL THIS SHEET BROUGHT FORWARD			661.50	723.75	540.50	5599.50	4169.50	4678.25	4239.75	1458.75	22071.50	8399.75	
			329.87	472.75	1735.25	17329.38	21545.06	18214.25	12156.0	1046.0	72828.56	5763.68	
			331.37	1106.50	2275.75	22029.88	25714.56	22902.50	16395.75	2504.75	94900.06	14163.43	

WATER USAGE FOR MANHERIKIA IRRIGATION SCHEME 1978/79 SEASON												
L/N	NAME	QUOTA	M O N T H								TOTAL	EXTRA
			sept	oct	nov	dec	jan	feb	mar	april		
91	Joyce NA	2020.63	-	-	-	387.0	628.0	386.0	263.0	-	1664.0	-
92	Kearney J	1/2" dia. pipe	-	-	-	-	-	-	-	-	-	-
93	Keddiell JH Est.	9098.50	-	-	192.0	2404.0	2781.0	1730.0	-	-	7107.0	-
94	Keddiell WP	1098	-	-	-	-	-	672.0	624.0	-	1296.0	198.0
95	Kelliher G	4174.50	-	-	96.0	866.0	845.0	1046.50	87.0	-	2940.50	-
96	Kelliher TC	8009.50	-	-	192.0	2612.0	3096.0	2428.50	1728.0	681.25	10737.75	2728.25
97	Keogh GR	145.25	-	-	-	-	18.0	-	-	-	18.0	-
98	Kerr JIR	1" dia. pipe	-	-	-	-	-	-	-	-	-	-
99	Docherty JG	133.12	-	-	-	40.50	40.50	40.50	40.50	40.50	202.50	69.38
100	King IM & EM	90.75	-	-	-	-	-	-	-	-	-	-
101	Kinney PJ	2117.50	-	-	360.0	480.0	396.0	396.0	-	-	1632.0	-
102	Kitto EM & EI	Per 2 ac/ft	-	-	-	72.0	96.0	96.0	48.0	-	312.0	312.0
103	Frew GE	1/2" dia. pipe	-	-	-	-	-	-	-	-	-	-
104	Kroon M	151.25	-	17.50	-	63.0	42.0	42.0	41.12	42.0	247.62	96.37
105	Lamb TL & EM	462.88	-	-	28.0	106.0	82.0	63.0	103.0	78.0	460.0	-
106	Taylor EW	272.25	-	-	-	12.0	48.0	48.0	48.0	24.0	180.0	-
107	Leckie JM	1/2" dia. pipe	-	-	-	-	-	-	-	-	-	-
108	Lord AL & MP	Per 2 ac/ft	-	-	-	48.0	72.0	40.0	52.25	24.0	236.25	236.25
109	Love G	9740.50	-	-	288.0	2688.0	2112.0	2304.0	864.0	-	8256.0	-
110	McDonnell EE	1542.75	-	-	-	954.0	725.0	425.0	216.0	-	2320.0	777.25
111	Brash P	1/2" dia. pipe	-	-	-	-	-	-	-	-	-	-
112	McIntosh JM Est.	2287	-	-	-	940.0	1248.0	501.0	-	-	2689.0	402.0
113	McKerchar DL	363	-	-	-	93.0	120.0	168.0	394.0	36.0	811.0	448.0
114	Duff GP	302.75	-	-	-	99.0	102.0	99.0	288.0	102.0	690.0	387.25
115	McLaren J	310	-	-	-	53.25	36.0	48.0	45.0	18.0	200.25	-
116	McMurray CC	236	-	-	-	-	-	-	-	-	-	-
117	McMurray M	432.50	-	-	48.0	165.0	225.38	183.50	165.75	-	787.63	355.13
118	McFie RR	3478.75	-	-	-	-	-	-	-	-	-	-
119	Mackie Bros.	Per 2 ac/ft	-	-	-	72.0	36.0	32.50	12.0	-	152.50	152.50
120	Mair IA	574.75	-	-	11.0	43.0	34.25	31.0	7.25	6.0	132.50	-
TOTAL THIS SHEET BROUGHT FORWARD RUNNING TOTAL			-	17.50	1215.0	12197.75	12783.13	10880.50	5026.87	1051.75	43072.50	6162.38
			991.37	1196.50	2275.75	22928.88	25714.56	22892.50	16395.75	2504.75	94900.06	14163.43
			991.37	1214.0	3490.75	35126.63	38497.69	33673.0	21477.62	3556.50	113797.56	20325.81

WATER USAGE FOR MANUHERIKIA IRRIGATION SCHEME 19 78/79 SEASON													
L/N	NAME	QUOTA	M O N T H								TOTAL	EXTRA	
			sept	oct	nov	dec	jan	feb	mar	april			
121	Manson FC	1/2" dia. pipe	-	-	-	-	-	-	-	-	-	-	-
122	Maskill MW	453.75	-	96.0	96.0	192.0	288.0	192.0	-	-	864.0	410.25	
123	Mathias GB	354 1" dia. pipe	-	-	-	-	180.0	54.0	53.13	-	287.13	-	
124	Mee WH & CI	508.25	-	-	-	33.75	72.0	72.0	-	-	177.75	-	
125	Meehan HI	351	-	-	-	346.0	-	96.0	192.0	-	634.0	283.0	
126	Miles ME	242	-	-	-	96.0	144.0	-	-	-	240.0	-	
127	Mills JR	272.25	-	-	-	68.0	114.75	66.0	72.0	68.0	388.75	116.50	
128	Rix EF & PE	18	-	-	-	-	-	-	-	6.0	6.0	-	
129	Moir BF	128.50 3/4" dia. pipe	-	-	18.0	36.0	36.0	36.0	36.0	36.0	198.0	69.50	
130	Mount EH	302.50	-	-	-	21.0	118.50	87.50	-	-	227.0	-	
131	Muir J	1331	-	23.0	-	289.0	314.50	287.50	388.0	289.0	1591.0	260.0	
132	Murray RW	3/4" dia. pipe	-	-	-	-	-	-	-	-	-	-	
133	Nicolson ED	1664.75	-	-	-	240.0	614.0	-	-	-	854.0	-	
134	North MJ	3/4" dia. pipe	-	-	-	-	-	-	-	-	-	-	
135	Wadsworth AD	302.50	-	-	-	38.25	97.75	59.0	46.75	38.25	280.0	-	
136	Wilson CG	Per 2 ac/ft	-	-	-	12.0	24.0	30.0	30.0	96.0	192.0	-	
137	Watt/O'Garra	712.25	-	-	-	42.0	236.25	224.0	210.0	-	712.25	-	
138	Masters SB	2" dia. pipe	-	-	-	-	-	-	-	-	-	-	
139	O'Neill BS	16226	-	-	336.0	4775.0	5420.0	4062.50	3297.0	-	17890.50	1664.50	
140	Neale EM & BJ	1 1/2" dia. pipe	-	-	-	-	-	-	-	-	-	-	
141	Padrao RM	1/2" dia. pipe	-	-	-	-	-	-	-	-	-	-	
142	Parmenter D	1/2" dia. pipe	-	-	-	-	-	-	-	-	-	-	
143	Petersen ER	1/2" dia. pipe	-	-	-	-	-	-	-	-	-	-	
144	Peyton FR		-	-	-	-	-	-	-	-	-	-	
145	Pledger JRL	317.75	-	-	-	42.0	84.0	179.12	84.0	-	389.12	71.37	
146	Pole DJ	128.50	-	-	18.0	36.0	36.0	30.0	36.0	36.0	192.0	128.50	
147	Waldron DR & MP	653.50 3/4" dia. pipe	-	-	-	639.0	427.50	432.0	672.0	-	2170.50	1516.0	
148	Reidy EFA	90.75 & 3/4" dia. pipe	-	-	10.0	39.0	48.0	48.0	23.0	24.0	192.0	101.25	
149	Rizzi PF	1 1/2" dia. pipe	-	-	-	-	-	-	-	-	-	-	
150	Roche JS & DM	Per 2 ac/ft & 1 1/4" dia. pipe	-	-	-	48.0	48.0	48.0	64.0	31.0	239.0	239.0	
TOTAL THIS SHEET BROUGHT FORWARD			-	119.0	478.0	6993.0	8303.25	6003.62	5203.88	624.25	27725.0	5051.87	
RUNNING TOTAL			991.37	1214.0	3490.75	35126.63	38497.69	33673.0	21422.62	3556.50	137972.56	20325.81	
			991.37	1333.0	3968.75	42119.63	46800.94	39676.62	26626.50	4180.75	166697.56	25377.68	

WATER USAGE FOR MANHERIKIA IRRIGATION SCHEME 19 78/79 SEASON												
L/N	NAME	QUOTA	M O N T H								TOTAL	EXTRA
			sept	oct	nov	dec	jan	feb	mar	april		
151	Rowley RW	1464	-	-	180.0	24.0	264.0	300.0	-	-	768.0	-
152	Sanders Bros.	695.75	-	-	-	188.0	192.0	165.0	192.0	190.0	927.0	231.25
153	Schaumann LH	Per 2 ac/ft	-	-	39.75	28.0	33.0	40.0	-	-	140.75	140.75
154	Scott GD & FM	484	-	-	-	192.0	96.0	96.0	-	-	384.0	-
155	Sims JD	1/2" dia.pipe	-	-	-	-	-	-	-	-	-	-
156	Smith EB	90.75	-	-	-	-	-	-	-	-	-	-
157	Buchanan RW	90.75	-	-	-	96.0	72.0	48.0	96.0	96.0	408.0	317.25
158	Houlahan MJ	54.50 & 1" dia.pipe	-	-	-	11.0	-	-	-	-	11.0	-
159	Stephen G & M	Per 2 ac/ft	-	-	-	48.0	48.0	48.0	48.0	48.0	240.0	240.0
160	Stewart LG	1" dia.pipe	-	-	-	-	-	-	-	-	-	-
161	Stokes JB	Per 2 ac/ft	-	-	-	36.0	-	48.0	24.0	24.0	132.0	132.0
162	Strang A	Per 2 ac/ft	-	-	-	24.0	18.0	24.0	28.0	39.50	133.50	133.50
163	MacDonald BE & EM	272.25	-	-	-	59.50	84.0	161.50	32.0	-	337.0	64.75
164	Tattersfield H	181.50	-	-	-	48.0	24.0	48.0	24.0	-	144.0	-
165	Diver P	Per 2 ac/ft	-	-	-	-	-	-	-	-	-	-
166	McKay CG	1" dia.pipe	-	-	-	-	-	-	-	-	-	-
167	Tomkins S & Y	189	-	-	-	192.0	192.0	192.0	192.0	96.0	864.0	675.0
168	Van Bortel FA	599	-	-	-	-	-	-	-	-	-	-
169	Lines BA & BA	536 & 1/2" dia.pipe	-	-	14.0	192.0	144.0	192.0	192.0	-	734.0	198.0
170	Wallace AN	499.13	-	-	-	48.0	39.0	73.50	42.0	54.0	256.50	-
171	Wallis B	227	-	-	-	72.0	72.0	24.0	48.0	48.0	264.0	37.0
172	Weatherall RJ	1125.25	-	156.94	-	264.0	246.0	288.0	120.0	48.0	1122.94	-
173	Willerson MG	Per 2 ac/ft & 1" dia.pipe	-	-	-	4.0	12.0	13.0	-	2.0	31.0	31.0
174	Suthee P	3/4" dia.pipe	-	-	-	-	-	-	-	-	-	-
175	Weir CW	166.50	-	-	-	-	-	-	-	-	-	-
176	Wilson JR	587.21	-	-	-	240.0	336.0	86.50	224.0	192.0	1078.50	491.29
177	Winstone SI Ltd.	1/2" dia.pipe	-	-	-	-	-	-	-	-	-	-
178	Gray I	227	-	-	-	48.0	24.0	-	-	-	72.0	-
179	Cross NL	302.50	-	-	-	58.0	31.50	28.0	28.0	34.0	179.50	-
180	Hickey WS Ltd.	508.25	-	-	-	306.0	340.0	238.0	348.0	288.0	1520.0	1011.75
TOTAL THIS SHEET BROUGHT FORWARD			-	156.94	233.75	2178.50	2267.50	2113.50	1638.0	1159.50	9747.69	3703.54
RUNNING TOTAL			991.37	1333.0	3968.75	42119.63	46800.94	39676.62	26626.50	4180.75	165697.56	25377.68
			991.37	1490.04	4202.50	44298.13	49068.44	41790.12	28264.50	5340.25	175445.25	26081.22

WATER USAGE FOR MANHERIKIA IRRIGATION SCHEME 19 79 / 80 SEASON

L/N	NAME	QUOTA	M O N T H								TOTAL	EXTRA	
			sept	oct	nov	dec	jan	feb	mar	april			
1	Alexandra Holiday Camp Ltd	96.75	-	-	-	-	-	-	-	-	-	-	-
2	Alex. Rest Destruction Board	Per 2 ac/ft & 1" dia.pipe	-	-	-	-	-	-	-	-	-	-	-
3	Alexandra Trotting Club	907.50	-	-	224.38	98.75	-	15.50	31.0	-	469.63	-	
4	Anderson M	An.Chge.	-	-	-	-	-	-	-	-	-	-	-
5	Annan WL	1 3/4" dia.pipe	-	-	-	-	-	-	-	-	-	-	-
6	Baird RA & DM	128.50	27.0	24.0	36.0	36.0	54.0	24.0	36.0	-	237.0	108.50	
7	Ashton M	16675.50	-	-	2016.0	1824.0	1056.0	3456.0	10032.0	3904.0	22288.0	5612.50	
8	Ashworth AE	211.75	-	-	-	50.25	90.0	20.25	48.0	-	208.50	-	
9	Attfield EC	4985	-	-	1512.0	1421.50	1499.50	1138.50	1370.50	146.0	7088.0	2103.0	
10	MacPie RR	6171	-	-	-	-	-	-	-	-	-	-	
11	Dunstan Syndicate	1734.75	1586.0	528.0	357.50	692.50	47.0	115.50	294.50	92.25	3713.25	1978.50	
12	Void	-	-	-	-	-	-	-	-	-	-	-	
13	McArthur G	287.25	50.0	110.0	80.0	80.0	80.0	105.0	120.0	40.0	665.0	377.75	
14	Craig AJ	84.75	-	-	-	-	-	-	-	-	-	-	
15	Bennie & Son RA	2 x 1" dia.pipe	-	-	-	-	-	-	-	-	-	-	
16	Void	-	-	-	-	-	-	-	-	-	-	-	
17	Bone RK	1/2" dia.pipe	-	-	-	-	-	-	-	-	-	-	
18	Booth B	133.13	-	36.0	31.50	40.50	60.75	36.0	40.50	40.50	285.75	152.62	
19	Lord FB & RE	3/4" dia.pipe	-	-	-	-	-	-	-	-	-	-	
20	Boyle K	272.25	24.0	40.0	40.0	24.0	72.0	48.0	48.0	48.0	344.0	71.75	
21	Mulvey R & JI	233	-	-	32.5	142.0	134.50	24.0	64.50	-	397.50	164.50	
22	Stratton CE & DI	1452.0	174.0	460.50	599.0	371.0	144.0	92.0	-	81.0	1921.50	469.50	
23	Brent NH	181.50 & " dia.pipe	-	12.0	4.0	-	-	-	-	-	16.0	-	
24	Steedman ND	90.75	-	-	-	-	-	-	-	-	-	-	
25	Bruce IL	Per 2 ac/ft & 2" dia.pipe	-	-	-	-	-	-	-	-	-	-	
26	Bruins M	302.62	-	76.75	55.75	66.0	382.0	42.25	76.75	50.50	750.0	447.38	
27	Brunton CC	254.13	24.0	72.0	72.0	72.0	36.0	101.25	72.0	71.50	520.75	266.62	
28	Butt AM & TJ	1/2" dia.pipe	-	-	-	-	-	-	-	-	-	-	
29	Milvaney CJ & JM	90.75 & 1 1/2" dia.pipe	-	-	-	-	-	-	-	-	-	-	
30	Cook GF	338.75	-	362.0	-	576.0	336.0	426.0	96.0	287.0	2083.0	1744.25	
TOTAL THIS SHEET BROUGHT FORWARD			1885.0	1721.25	5060.63	5494.50	3991.75	5644.25	12329.75	4760.75	40887.88	13496.87	
RUNNING TOTAL			1885.0	1721.25	5060.63	5494.50	3991.75	5644.25	12329.75	4760.75	40887.88	13496.87	



WATER USAGE FOR MANHERIKIA IRRIGATION SCHEME 19 79 / 80 SEASON												
L/N	NAME	QUOTA	M O N T H								TOTAL	EXTRA
			sept	oct	nov	dec	jan	feb	mar	april		
31	Carty JO & MP	272.25	-	-	-	-	-	-	-	-	-	-
32	Clearwater EM	1" dia. pipe	-	-	-	-	-	-	-	-	-	-
33	Cook GF	1436.75 & 1" dia. pipe	-	210.0	500.0	-	-	184.0	227.0	360.0	1481.0	44.25
34	Courtney DJ	1" dia. pipe	-	-	-	-	-	-	-	-	-	-
35	Crack LA	3/4" dia. pipe	-	-	-	-	-	-	-	-	-	-
36	Craddock TJ	254.12	-	106.12	72.0	72.0	71.25	72.0	96.0	105.25	594.62	340.50
37	Crosland G	1/2" dia. pipe	-	-	-	-	-	-	-	-	-	-
38	Crosland MR	363	-	-	-	-	-	-	-	-	-	-
39	Pleace RW	151.25	-	42.0	42.0	42.0	42.0	63.0	42.0	42.0	315.0	163.75
40	Currie DE	1/2" dia. pipe	-	-	-	-	-	-	-	-	-	-
41	Outtriss JN & ED	1089 & 1 & 3/4" dia. pipe	-	-	-	-	-	-	-	-	-	-
42	Diver, Outtriss & Banks	290.25	-	93.50	153.0	-	102.0	102.0	102.0	96.0	648.50	358.25
43	Diver PR	226.75	-	-	-	-	-	36.0	72.0	90.0	198.0	-
44	Leith CH & JL	1" dia. pipe	-	-	-	-	-	-	-	-	-	-
45	Dodd GJ	689.63 & 3/4" dia. pipe	48.0	96.0	96.0	96.0	96.0	96.0	144.0	96.0	768.0	78.37
46	Dolan B	226.75	-	-	-	-	-	-	-	-	-	-
47	Donaldson LB	3/4" dia. pipe	-	-	-	-	-	-	-	-	-	-
48	Grayling EH & JM	302.50	-	48.0	16.0	-	24.0	24.0	-	-	112.0	-
49	Duncan Bros.	17250	-	-	4392.0	4875.0	3144.0	6072.0	8280.0	2304.0	29067.0	11817.0
50	Duncan Bros.	5174.25	-	-	1296.0	504.0	432.0	1791.0	-	-	4023.0	-
51	Duncan Bros.	5057.50	-	-	1584.0	717.0	-	-	-	-	2301.0	-
52	Duncan RW Est.	Per 2 ac/ft	-	-	-	-	-	-	-	-	-	-
53	Dunlay M	605	-	114.25	156.25	71.25	180.0	72.0	72.0	-	665.75	60.75
54	Cruickshank R	128.50 & 3/4" dia. pipe	-	-	36.0	18.0	-	-	-	-	54.0	-
55	Dyson A	423.50	-	214.75	214.50	167.0	96.0	144.0	160.0	175.0	1171.25	747.75
56	Page JW & CR	302.50	-	120.0	92.75	95.50	87.50	96.0	104.0	87.50	683.25	380.75
57	Fairhurst R	677.50	-	192.75	190.0	190.0	190.0	190.0	190.0	86.75	1229.50	552.0
58	Ferris JL	2" dia. pipe	-	-	-	-	-	-	-	-	-	-
59	Ford CL & BJ	242	-	-	-	-	-	-	-	-	-	-
60	Smith A McR	108.75	-	-	-	-	-	-	-	-	-	-
TOTAL THIS SHEET BROUGHT FORWARD			48.0	1237.37	8840.50	6847.75	4464.75	8942.0	9489.0	3442.50	43311.87	14543.37
RUNNING TOTAL			1933.0	2958.62	13901.13	12342.25	8456.50	14586.25	21818.75	8203.25	84199.75	28040.24

WATER USAGE FOR MANHERIKIA IRRIGATION SCHEME 19 79 / 80 SEASON													
L/N	NAME	QUOTA	M O N T H							TOTAL	EXTRA		
			sept	oct	nov	dec	jan	feb	mar			april	
61	Fox GW	1" dia.pipe	-	-	-	-	-	-	-	-	-	-	-
62	Gladstone NB & JS	3025	-	937.0	685.0	941.0	21.0	965.0	-	-	3549.0	524.0	
63	Golden RJ	5082 & 1" dia.pipe	-	-	-	2090.0	380.0	2002.0	-	-	4472.0	-	
64	Govan JE	128.50 & 3/4" dia.pipe	18.0	36.0	36.0	36.0	54.0	36.0	36.0	35.81	287.81	159.31	
65	Grant DC	605 & 3/4" dia.pipe	-	144.0	72.0	144.0	144.0	144.0	216.0	144.0	1008.0	403.0	
66	Grant W	Per 2 ac/ft & 2" dia.pipe	-	180.0	144.0	216.0	144.0	144.0	144.0	144.0	1116.0	1116.0	
67	Groves RWJ & VJ	544.50	29.0	134.0	136.0	133.0	68.0	202.0	178.0	72.0	952.0	407.50	
68	Hamilton N	257.12	31.25	99.0	49.50	36.0	72.0	94.50	108.0	32.0	522.25	265.13	
69	Harex V	Per 2 ac/ft	-	72.0	72.0	82.50	72.0	72.0	72.0	72.0	514.50	514.50	
70	Fulton Hogan Holdings	Per 2 ac/ft & 1/2" dia.pipe	-	-	-	-	-	-	-	-	-	-	
71	Harris RJ	133.13	-	40.50	20.25	40.50	67.50	45.0	25.0	22.50	261.25	128.12	
72	Howarth J	133	-	-	46.0	35.0	-	46.0	48.0	-	175.0	42.0	
73	Ings C	1" dia.pipe	-	-	-	-	-	-	-	-	-	-	
74	Hinds CC	1/2" dia.pipe	-	-	-	-	-	-	-	-	-	-	
75	Holgate RG	1" dia.pipe	-	-	-	-	-	-	-	-	-	-	
76	Holdom JW	Per 2 ac/ft	-	-	-	-	-	-	-	-	-	-	
77	Hoppen J	302.50	-	-	-	-	-	-	-	-	-	-	
78	Houlahan MJ	1452	-	480.0	456.0	192.0	559.0	384.0	216.0	266.0	2553.0	1101.0	
79	Hubbart BJ & EH	287.25	96.0	216.0	216.0	198.0	96.0	192.0	288.0	-	1300.0	1012.75	
80	Hurd M	121 & 3/4" dia.pipe	-	12.0	22.75	12.0	36.0	23.88	36.0	-	142.63	21.63	
81	Davies EL	272.25	28.0	56.0	56.0	28.0	84.0	48.0	48.0	48.0	396.0	123.75	
82	Mitchell RW & JB	254.12	-	-	-	-	-	-	-	-	-	-	
83	Mackie AJ	272.25	-	48.0	48.0	24.0	60.0	48.0	40.0	43.0	311.0	38.75	
84	McKenzie DA & BJ	399.25	-	191.25	127.50	112.0	127.50	85.0	63.75	120.0	827.0	427.75	
85	Jackson MS	1/2" dia.pipe	-	-	-	-	-	-	-	-	-	-	
86	Jackson MS	623.25	662.50	743.0	640.75	581.50	350.0	-	-	-	2977.75	2354.50	
87	Johnstone RA & GC	124	-	-	36.0	6.0	36.0	12.0	-	-	90.0	-	
88	Jones DR	1/2" dia.pipe	-	-	-	-	-	-	-	-	-	-	
89	Jordan NB & JE	363	-	90.0	65.50	94.0	88.0	44.25	33.0	-	414.75	51.75	
90	Hutchison KH	326.75	-	47.0	-	36.0	60.0	90.0	90.0	48.0	371.0	44.25	
TOTAL THIS SHEET BROUGHT FORWARD			864.75	3525.75	2929.25	5035.50	2519.0	4677.63	1641.75	1047.31	22240.94	8735.69	
RUNNING TOTAL			1933.0	2958.62	13901.13	12342.25	8456.50	14586.25	21818.75	8203.25	84199.75	28040.24	
			2797.75	6484.37	16830.38	17377.75	10975.50	19263.88	23460.50	9250.56	106440.69	36775.93	

WATER USAGE FOR MANHERIKIA IRRIGATION SCHEME 19 79 / 80 SEASON												
L/N	NAME	QUOTA	M O N T H								TOTAL	EXTRA
			sept	oct	nov	dec	jan	feb	mar	april		
91	Joyce NA	2020.63	-	637.50	566.0	427.0	405.0	198.0	198.0	225.0	2656.50	635.87
92	Kearney J	½" dia.pipe	-	-	-	-	-	-	-	-	-	-
93	Kedbell JH Est.	9098.50	-	-	1494.0	1230.0	1132.0	1661.0	1296.0	101.0	6914.0	-
94	Kedbell WP	1098	-	-	-	-	-	-	-	-	-	-
95	Kelliher G	4174.50	-	-	730.0	176.0	827.0	-	415.50	161.0	2309.50	-
96	Kelliher TC	8009.50	-	1173.0	2148.0	1628.0	1632.0	1528.0	2376.0	1848.0	12333.0	4323.50
97	Keogh GR	145.25	-	-	-	-	-	-	-	-	-	-
98	Kerr JIR	1" dia.pipe	-	-	-	-	-	-	-	-	-	-
99	Docherty JG	133.12	-	40.50	36.0	40.50	36.0	40.50	40.50	40.50	274.50	141.38
100	King IM & EM	90.75	-	-	-	-	-	-	-	-	-	-
101	Kinney PJ	2117.50	-	-	360.0	360.0	-	360.0	360.0	360.0	1800.0	-
102	Symons JN & SE	Per 2 ac/ft	-	96.0	96.0	96.0	136.0	55.0	96.0	48.0	623.0	623.0
103	Frew GE	½" dia.pipe	-	-	-	-	-	-	-	-	-	-
104	Kroon M	151.25	16.63	42.0	42.0	42.0	24.50	63.0	40.25	41.40	311.78	160.53
105	Lamb TL & EM	462.88	-	148.50	40.0	68.0	113.0	100.50	108.0	76.0	654.0	191.12
106	Taylor EW	272.25	-	48.0	52.0	24.0	72.0	48.0	48.0	24.0	316.0	272.25
107	Leckie JM	½" dia.pipe	-	-	-	-	-	-	-	-	-	-
108	Lord AL & MP	Per 2 ac/ft	-	61.50	79.0	-	48.0	48.0	48.0	-	284.50	284.50
109	Love G	9740.50	-	-	1920.0	1344.0	1392.0	2364.0	1632.0	576.0	9228.0	-
110	McDonnell EE	1542.74	-	588.0	361.50	-	144.0	373.50	567.50	-	2034.50	491.75
111	Erash P	½" dia.pipe	-	-	-	-	-	-	-	-	-	-
112	McIntosh JM Est.	2287	-	-	672.0	-	-	576.0	480.0	-	1728.0	-
113	McKerchar DL	363	24.0	120.0	48.0	96.0	48.0	66.50	16.0	78.83	497.33	134.33
114	Duff GF	302.75	-	102.0	153.0	-	102.0	102.0	102.0	96.0	657.0	354.25
115	McLaren J	310	18.0	36.0	18.0	18.0	36.0	39.0	36.0	35.81	236.81	-
116	McMurray CC	236	-	-	-	-	-	-	-	-	-	-
117	McMurray M	432.50	-	-	124.0	126.0	162.0	-	24.0	-	436.0	3.50
118	McFie RR	6171	-	1489.0	683.0	536.50	1010.0	1026.50	1250.0	387.0	6382.0	211.0
119	McKie Bros.	Per 2 ac/ft	-	8.0	27.50	-	12.0	24.0	24.0	-	95.50	95.50
120	Mair IA	574.75	-	38.50	17.50	25.0	18.75	13.0	13.75	10.50	137.0	-
TOTAL THIS SHEET BROUGHT FORWARD			58.63	4628.50	9667.50	6237.0	7350.25	8686.50	9171.50	4109.04	49908.92	7922.48
RUNNING TOTAL			2797.74	6484.37	16830.38	17377.75	10975.50	19263.88	23460.50	9250.56	106440.69	36775.93
			2856.38	11112.87	26497.88	23614.75	18325.75	27950.38	32632.0	13359.60	156349.61	44698.41

WATER USAGE FOR MANHERIKIA IRRIGATION SCHEME 19 79 / 80 SEASON													
L/N	NAME	QUOTA	M O N T H								TOTAL	EXTRA	
			sept	oct	nov	dec	jan	feb	mar	april			
121	Manson FCC	1/2" dia. pipe	-	-	-	-	-	-	-	-	-	-	-
122	Mackill MW	453.75	-	144.0	192.0	142.0	192.0	192.0	136.50	48.0	1046.50	592.75	
123	Mathias GB	354 & 1" dia. pipe	-	-	-	60.0	80.0	120.0	120.0	60.0	440.0	86.0	
124	Mee WH & CI	508.25	-	36.0	-	-	-	36.0	-	-	72.0	-	
125	Meehan HF	351	-	192.0	192.0	288.0	-	192.0	96.0	96.0	1056.0	705.0	
126	Miles ME	242	-	-	96.0	-	36.0	96.0	96.0	48.0	372.0	130.0	
127	Mills JR	272.25	-	102.0	68.0	-	68.0	75.25	68.0	64.0	442.25	170.0	
128	Rix EF & FE	18	-	6.0	7.0	7.0	7.0	7.0	7.0	3.50	44.50	26.50	
129	Moir EF	128.50 & 3/4" dia. pipe	18.0	36.0	36.0	36.0	90.0	36.0	48.0	36.0	336.0	207.50	
130	Mount JE & MJ	302.50	-	-	48.0	58.0	127.0	96.0	96.0	48.0	473.0	170.50	
131	Muir J	1331	-	314.50	463.25	161.50	289.0	314.50	289.0	160.0	1991.75	660.75	
132	Murray RW	3/4" dia. pipe	-	-	-	-	-	-	-	-	-	-	
133	Leaning Rock Station Ltd	1664.75	-	-	-	-	336.0	-	-	480.0	816.0	-	
134	North MJ	3/4" dia. pipe	-	-	-	-	-	-	-	-	-	-	
135	Wadsworth AD	302.50	-	55.25	36.0	-	59.50	59.50	51.0	32.0	293.25	-	
136	Wilson CG	Per 2 ac/ft	-	96.0	112.0	103.0	24.0	18.0	24.0	24.0	401.0	401.0	
137	Scott PJ	1 3/4" dia. pipe	-	-	-	-	-	-	-	-	-	-	
138	Masters SB	2" dia. pipe	-	-	-	-	-	-	-	-	-	-	
139	O'Neill BS	16226	-	1920.0	3162.0	2656.0	1650.0	3984.0	4742.0	1152.0	19266.0	3040.0	
140	Neale EM & BJ	1 1/2" dia. pipe	-	-	-	-	-	-	-	-	-	-	
141	Pachan RM	1/2" dia. pipe	-	-	-	-	-	-	-	-	-	-	
142	Parmenter D	1/2" dia. pipe	-	-	-	-	-	-	-	-	-	-	
143	Petersen ER	1/2" dia. pipe	-	-	-	-	-	-	-	-	-	-	
144	Peyton FR	-	-	-	-	-	-	-	-	-	-	-	
145	Pledger JRL	317.75	-	84.0	84.0	84.0	126.0	80.50	84.0	80.50	623.0	305.25	
146	Pole DJ	128.50	-	35.44	36.0	36.0	54.0	36.0	36.0	36.0	269.44	140.94	
147	Waldron DR & MP	653.50 & 3/4" dia. pipe	-	502.50	441.0	441.0	430.5	507.0	502.50	432.0	3256.50	2603.0	
148	Reidy EFA	90.75 & 3/4" dia. pipe	-	34.0	48.0	24.0	72.0	36.0	33.0	-	247.0	156.25	
149	Rizzi PF	1 1/2" dia. pipe	-	-	-	-	-	-	-	-	-	-	
150	Roche JS & CM	Per 2 ac/ft & 1 1/4" dia. pipe	-	36.0	48.0	72.0	48.0	48.0	48.0	-	300.0	300.0	
TOTAL THIS SHEET BROUGHT FORWARD			18.0	3593.69	5069.25	4168.50	3689.0	5930.75	6477.0	2800.0	31746.19	9695.44	
RUNNING TOTAL			2856.38	11112.87	26497.88	23614.75	18325.74	27950.38	32632.0	13359.60	156349.61	44698.41	
			2874.38	14706.56	31567.13	27783.25	22014.75	33881.13	39109.0	16159.60	188095.80	54393.85	

WATER USAGE FOR MANHERIKIA IRRIGATION SCHEME 19 79 / 80 SEASON												
L/N	NAME	QUOTA	M O N T H								TOTAL	EXTRA
			sept	oct	nov	dec	jan	feb	mar	april		
151	Rowley RW	1464	-	-	204.0	-	-	180.0	180.0	48.0	612.0	-
152	Sanders Bros.	695.75	-	197.0	192.0	288.0	144.0	202.75	192.0	194.0	1409.75	714.0
153	Schaumann DH	Per 2 ac/ft	-	24.0	24.0	36.0	24.0	24.0	4.50	-	136.50	136.50
154	Scott GD & FM	484	-	-	-	96.0	-	96.0	96.0	-	288.0	-
155	Sims JO	1/2" dia.pipe	-	-	-	-	-	-	-	-	-	-
156	Smith EB	90.75	-	-	-	-	-	-	-	-	-	-
157	Buchanan RW	90.75	-	96.0	48.0	96.0	48.0	96.0	48.0	96.0	528.0	437.25
158	Houlahan MJ	54.50 & 1" dia.pipe	-	48.0	24.0	24.0	48.0	48.0	48.0	48.0	288.0	233.50
159	Stephen G & M	Per 2 ac/ft	-	-	-	-	-	-	-	-	-	-
160	Stewart LG	1" dia.pipe	-	-	-	-	-	-	-	-	-	-
161	Stokes JB	Per 2 ac/ft	-	36.0	48.0	72.0	-	48.0	12.0	24.0	240.0	240.0
162	Strang A	Per 2 ac/ft	-	12.0	24.0	36.0	24.0	48.0	24.0	24.0	192.0	192.0
163	MacDonald PE & EM	272.25	-	102.0	68.0	-	59.50	68.0	68.0	64.0	429.50	157.25
164	Tattersfield H	181.50	-	24.0	48.0	24.0	24.0	-	48.0	48.0	216.0	34.50
165	Diver P	Per 2 ac/ft	-	-	-	-	-	-	-	-	-	-
166	McKey CG	1" dia.pipe	-	-	-	-	-	-	-	-	-	-
167	Tonkins S & Y	189	96.0	192.0	192.0	192.0	192.0	192.0	288.0	192.0	1556.0	1347.0
168	Van Bortel FA	599	-	-	-	-	-	-	-	-	-	-
169	Lines BA & BA	536 & 1 1/2" dia.pipe	-	172.0	216.0	64.0	96.0	96.0	48.0	48.0	740.0	252.0
170	Wallace AN	499.13	-	140.25	102.0	102.0	59.50	102.0	153.0	48.0	706.75	207.62
171	Wallis B	227	-	60.0	31.0	33.0	48.0	48.0	48.0	-	268.0	41.0
172	Weatherall RJ	1125.25	108.0	234.0	111.0	219.0	-	361.50	274.50	96.0	1404.0	278.75
173	Willenson MG	Per 2 ac/ft & 1" dia.pipe	-	-	-	-	-	-	-	-	-	-
174	Southee P	3/4" dia.pipe	-	-	-	-	-	-	-	-	-	-
175	Weir CW	166.50	-	-	-	-	-	-	-	-	-	-
176	Wilson JR	587.21	-	126.0	77.0	90.0	84.0	84.0	57.0	48.0	566.0	-
177	Winstone SI Ltd.	1 1/2" dia.pipe	-	-	-	-	-	-	-	-	-	-
178	Gray I	227	-	-	48.0	33.0	48.0	48.0	24.0	-	201.0	-
179	Cross NL	302.50	-	102.0	68.0	64.0	68.0	68.0	68.0	64.0	502.0	199.50
180	Hickey WS Ltd.	254.12	-	340.0	64.0	170.0	170.0	340.0	180.0	-	1264.0	755.75
TOTAL THIS SHEET BROUGHT FORWARD			204.0	1905.25	1589.0	1639.0	1137.0	2150.25	1861.0	1042.0	11527.50	5226.62
RUNNING TOTAL			2874.38	14706.56	31567.13	27783.25	22014.75	33881.13	39109.0	16159.60	188095.80	54393.85
			3078.38	16611.81	33156.13	29422.25	23151.75	36031.38	40970.0	17201.60	199623.30	59620.47

WATER USAGE FOR MALHERIKIA IRRIGATION SCHEME 19 79 / 80 SEASON

L/N	NAME	QUOTA	M O N T H								TOTAL	EXTRA
			sept	oct	nov	dec	jan	feb	mar	april		
181	Sutton JD	352.32	48.0	96.0	96.0	96.0	96.0	96.0	144.0	48.0	720.0	367.68
182	White G	352.32	48.0	96.0	96.0	96.0	96.0	96.0	88.0	48.0	664.0	311.68
183	Euddick P	233	-	-	-	-	-	-	-	-	-	-
184	Morrow JEA	272.25	-	-	-	24.0	72.0	44.0	48.0	24.0	212.0	-
185	Allen GM	272.25	-	-	-	-	-	-	-	-	-	-
186	Agnew LA	589.75	-	168.0	168.0	168.0	324.0	168.0	216.0	84.0	1296.0	706.25
187	Flannery T	352.32	-	228.0	84.0	96.0	96.0	84.0	84.0	36.0	708.0	355.68
188	Backer WR	91	-	21.0	21.0	31.50	21.0	10.50	18.0	21.0	144.0	53.0
189	Ward NR	210	-	-	-	-	-	-	-	-	-	-
190	Watt W	363	-	165.81	84.0	168.0	222.25	168.0	168.0	84.0	1060.06	697.06
191	Dobson N	1" dia.pipe	-	-	-	-	-	-	-	-	-	-
192	Randle FG	3/4" dia.pipe	-	-	-	-	-	-	-	-	-	-
193	Dickson T	91	-	-	-	-	-	-	-	-	-	-
194	Pringle A	352.32	-	144.0	96.0	96.0	96.0	96.0	144.0	82.0	754.0	401.68
195	O'Brien JR & JA	302.50	-	-	-	-	-	-	-	-	-	-
196	Devine J	3/4" dia.pipe	-	-	-	-	-	-	-	-	-	-
TOTAL THIS SHEET BROUGHT FORWARD			96.0	918.81	645.0	775.50	1023.25	762.50	910.0	427.0	5558.06	2893.01
RUNNING TOTAL			3078.38	16611.81	33156.13	29422.25	23151.75	36031.38	40970.0	17201.60	199623.50	59620.41
			3174.38	17530.62	33801.13	30197.75	24175.0	36793.88	41880.0	17628.60	205181.36	62513.51

WATER USAGE FOR MANHERIKIA IRRIGATION SCHEME 19 80 / 81 SEASON													
L/N	NAME	QUOTA	M O N T H								TOTAL	EXTRA	
			sept	oct	nov	dec	jan	feb	mar	april			
1	Alexandra Holiday Camp	96.75	-	-	-	-	-	-	-	-	-	-	-
2	Alex. Pest Destruction Board	Per 2 ac/ft & 1" dia. pipe	-	-	-	-	-	-	-	-	-	-	-
3	Alexandra Trotting Club	907.50	-	-	36.0	237.50	270.0	210.0	308.75	230.0	1292.25	384.75	
4	Anderson M	An. Chge	-	-	-	-	-	-	-	-	-	-	-
5	Annan WL	1 3/4" dia. pipe	-	-	-	-	-	-	-	-	-	-	-
6	Baird RA & IM	128.50	-	36.0	12.0	18.0	36.0	36.0	3.0	-	141.0	12.50	
7	Ashton M	16675.50	-	2688.0	2058.0	4256.0	4464.0	4398.0	768.0	3744.0	22376.0	5700.50	
8	Ashworth AE	211.75	-	-	-	66.0	72.0	72.0	-	-	210.0	-	
9	Attfield	4985	-	2793.0	1583.0	1738.0	2232.0	1852.50	1341.0	1776.50	13316.0	8331.0	
10	MacFie RR	6171	-	-	-	-	-	-	-	-	-	-	-
11	Dunstan Syndicate	1734.75	-	295.0	192.0	1001.0	95.50	192.0	96.0	192.0	2063.50	328.75	
12	Void	-	-	-	-	-	-	-	-	-	-	-	-
13	McArthur G	287.25	-	55.0	41.25	-	77.0	77.0	60.50	66.0	376.75	89.50	
14	Leckie B & Milqueen C	84.75	-	-	-	-	96.0	-	-	-	96.0	11.25	
15	Bennie & Son RA	2 x 1" dia. pipe	-	-	-	-	-	-	-	-	-	-	-
16	Holland TP & CM	60.50	-	-	-	-	-	-	-	-	-	-	-
17	Bone RK	1 1/2" dia. pipe	-	-	-	-	-	-	-	-	-	-	-
18	France KN	133.13	-	40.50	40.50	40.50	40.50	40.5	50.63	18.0	271.13	138.0	
19	Lord PB & RE	3/4" dia. pipe	-	-	-	-	-	-	-	-	-	-	-
20	Boyle K	272.25	-	48.0	40.0	48.0	96.0	-	60.0	24.0	316.0	43.75	
21	Mulvey R & JI	233	-	92.50	54.0	93.50	57.50	50.0	-	27.50	375.0	142.0	
22	Stratton CC & DI	1452	-	233.0	49.50	131.25	146.0	288.0	216.0	94.50	1158.25	-	
23	Brent NH	181.50 & " dia. pipe	-	-	-	-	-	-	-	-	-	-	-
24	Steedman ND	90.75	-	-	8.0	16.0	16.0	8.0	4.0	-	52.0	-	
25	Bruce IL	Per 2 ac/ft & 2" dia. pipe	-	-	-	-	-	-	-	-	-	-	-
26	Bruins M	302.62	-	-	64.0	50.75	66.75	52.25	42.50	23.75	300.0	-	
27	Brunton CC	254.13	-	72.0	72.0	72.0	72.0	72.0	54.0	72.0	486.0	231.87	
28	Butt AM & TJ	1/2" dia. pipe	-	-	-	-	-	-	-	-	-	-	-
29	Buchanan FW	1 1/2" dia. pipe	-	-	-	-	-	-	-	-	-	-	-
30	Cook GF	254	-	188.0	48.0	189.0	96.0	-	126.0	-	597.0	343.0	
TOTAL WITH SHEET BROUGHT UP TO DATE			-	6491.0	4298.25	7957.50	7933.25	7348.25	3130.38	6268.25	43426.88	15756.87	
RUNNING TOTAL			-	6491.0	4298.25	7957.50	7933.25	7348.25	3130.38	6268.25	43426.88	15756.87	

WATER USAGE FOR MANHERIKIA IRRIGATION SCHEME 19 80 / 81 SEASON

L/N	NAME	QUOTA	M O N T H								TOTAL	EXTRA	
			sept	oct	nov	dec	jan	feb	mar	april			
31	Carty JO & MP	272.25	-	-	-	-	-	-	-	-	-	-	-
32	Clearwater EM	1" dia. pipe	-	-	-	-	-	-	-	-	-	-	-
33	Cook GF	1436.75 & 1" dia. pipe	-	182.0	402.0	288.0	360.0	504.0	-	-	1736.0	299.25	
34	Courtney DJ	1" dia. pipe	-	-	-	-	-	-	-	-	-	-	
35	Crack IA	3/4" dia. pipe	-	-	-	-	-	-	-	-	-	-	
36	Craddock TJ	254.12	-	72.0	72.0	72.0	72.0	72.0	54.0	72.0	486.0	231.88	
37	Crossland ER	1/2" dia. pipe	-	-	-	-	-	-	-	-	-	-	
38	Hewitt P mcl	363	-	-	-	-	-	-	-	-	-	-	
39	Pleace RW	151.25	-	45.0	42.0	42.0	42.0	38.50	-	42.0	251.50	100.25	
40	Currie DE	1/2" dia. pipe	-	-	-	-	-	-	-	-	-	-	
41	Anderson K	1089	-	-	389.0	-	316.0	345.0	180.0	280.50	1510.50	421.50	
42	Hyngham BJ & CM	290.25	-	51.0	51.0	102.0	153.0	102.0	51.0	93.50	603.50	313.25	
43	Diver FR	226.75	-	60.0	60.0	58.75	60.0	-	60.0	48.0	346.75	120.0	
44	Leith CH & JL	1" dia. pipe	-	-	-	-	-	-	-	-	-	-	
45	Dodd GJ	689.63 & 3/4" dia. pipe	-	192.0	144.0	48.0	96.0	96.0	48.0	96.0	720.0	30.37	
46	Milvaney CJ & JM	2" dia. pipe	-	-	-	-	-	-	-	-	-	-	
47	Donaldson LB	3/4" dia. pipe	-	-	-	-	-	-	-	-	-	-	
48	Grayling EH & JM	302.50	-	24.0	-	-	48.0	-	-	24.0	96.0	-	
49	Duncan Bros.	17250	-	5160.0	4680.0	4416.0	7920.0	6096.0	1512.0	2688.0	32472.0	15222.0	
50	Duncan Bros.	5174.25	-	2016.0	1296.0	744.0	576.0	1641.0	-	576.0	6849.0	1674.25	
51	Duncan Bros.	5057.50	-	2016.0	1296.0	1152.0	1944.0	-	-	1152.0	7560.0	2502.50	
52	Duncan RW Est.	Per 2 ac/ft	-	-	-	-	-	-	-	-	-	-	
53	Dunlay M	605	-	76.0	90.0	103.75	144.0	144.0	24.0	-	581.75	-	
54	Cruickshank R	128.50 & 3/4" dia. pipe	-	-	-	36.0	-	-	-	-	36.0	-	
55	Dyson A	423.50	-	192.0	189.0	120.0	208.0	191.0	175.0	48.0	1123.-	699.50	
56	Page JW & CR	302.50	-	-	93.50	95.50	95.75	96.0	74.50	-	455.25	152.75	
57	Hogg RF & CD	677.50	-	190.0	201.0	99.0	387.0	-	292.75	198.0	1367.75	690.25	
58	Ferris JL	2" dia. pipe	-	-	-	-	-	-	-	-	-	-	
59	Ford CL & BJ	242	-	-	-	-	-	-	-	-	-	-	
60	Smith A McR	108.75	-	-	-	-	-	-	-	-	-	-	
TOTAL THIS SHEET BROUGHT FORWARD			-	10276.0	9005.50	7377.0	12421.75	9325.59	2471.25	5318.0	56195.0	22457.75	
RUNNING TOTAL			-	6491.0	4298.25	7957.50	7933.25	7348.25	3130.38	6268.25	43426.88	15756.87	
			-	16767.0	13303.75	15334.50	20355.0	16673.75	5601.63	11586.25	99621.88	38214.62	



WATER USAGE FOR MANHERIKIA IRRIGATION SCHEME 19 80 / 81 SEASON

L/N	NAME	QUOTA	M O N T H								TOTAL	EXTRA	
			sept	oct	nov	dec	jan	feb	mar	april			
61	Rox GW	1" dia.pipe	-	-	-	-	-	-	-	-	-	-	-
62	Gladstone NB & JS	3025	-	-	96.0	1127.50	565.0	728.0	96.0	-	2612.50	-	
63	Golden RJ	5082 & 1" dia. pipe	-	-	1000.50	648.0	706.50	1776.0	1080.0	1560.0	6771.0	1689.0	
64	Govan JE	128.50 & 3/4" dia.pipe	-	36.0	36.0	36.0	36.0	36.0	27.0	54.0	261.0	132.50	
65	Grant DC	605 & 3/4" dia.pipe	-	-	-	96.0	144.0	144.0	144.0	144.0	672.0	67.50	
66	Grant W	Per 2 ac/ft & 2" dia.pipe	-	144.0	72.0	120.0	144.0	142.50	118.50	144.0	885.0	885.0	
67	Groves RWJ & VJ	544.50	-	52.0	104.0	148.0	160.0	157.0	116.0	160.0	897.0	352.50	
68	Hamilton N	257.12	-	49.50	148.50	-	99.0	27.0	71.50	99.0	494.50	237.38	
69	Harrex V	Per 2 ac/ft	-	72.0	36.0	35.25	108.0	36.0	-	72.0	359.25	359.25	
70	Fulton Hogan Holdings	Per 2 ac/ft & 1/2" dia.pipe	-	-	-	-	-	-	-	-	-	-	
71	Harris RJ	133.13	-	40.50	20.25	45.0	40.50	45.0	51.75	22.50	265.50	132.37	
72	Howarth J	133	-	-	-	-	40.0	24.0	-	-	72.0	-	
73	Ings C	1" dia.pipe	-	-	-	-	-	-	-	-	-	-	
74	Hirds CC	1/2" dia.pipe	-	-	-	-	-	-	-	-	-	-	
75	Holgate RG	1" dia.pipe	-	-	-	-	-	-	-	-	-	-	
76	Holdom JW	Per 2 ac/ft	-	-	-	-	-	-	-	-	-	-	
77	Everett MW & MD	302.50	-	60.0	162.0	42.0	84.0	84.0	63.0	84.0	579.0	266.50	
78	Houlahan MJ	1452	-	514.0	211.50	252.0	360.0	396.0	345.0	672.0	2750.50	1298.50	
79	Huddart BJ & EH	287.25	-	80.0	192.0	80.0	192.0	192.0	144.0	192.0	1072.0	784.75	
80	Day M	121 & 3/4" dia.pipe	-	24.75	10.0	24.0	13.50	27.0	33.75	6.75	139.75	18.75	
81	Davies EL	272.25	-	48.0	56.0	56.0	48.0	56.0	68.0	24.0	356.0	83.75	
82	Mitchell RW & JB	254.12	-	-	161.50	80.75	85.50	170.0	170.0	161.50	829.25	575.13	
83	Mackie AJ	272.25	-	48.0	48.0	48.0	96.0	-	36.0	24.0	300.0	27.75	
84	McKenzie DA & BJ	399.25	-	-	-	125.37	127.50	127.50	63.75	127.50	571.62	172.37	
85	Jackson MS	1 1/2" dia.pipe	-	-	-	-	-	-	-	-	-	-	
86	CVD	623.25	-	415.50	696.0	600.0	736.0	972.0	191.0	-	3610.50	2987.25	
87	Johnstone RA & CC	124	-	7.50	-	24.0	40.0	33.0	-	-	104.50	-	
88	Jones DR	1/2" dia.pipe	-	-	-	-	-	-	-	-	-	-	
89	Jordan NB & JE	363	-	48.0	44.0	68.0	96.0	96.0	71.0	33.0	456.0	93.0	
90	Hutchison KH	326.75	-	24.0	48.0	-	-	48.0	-	-	120.0	-	
TOTAL THIS SHEET BROUGHT FORWARD			-	1663.75	3142.25	3655.87	3929.50	5317.0	2890.25	3580.25	24178.87	10162.75	
			-	16767.0	13303.75	15334.50	20355.0	16673.75	5601.63	11586.25	99621.88	38214.62	

WATER USAGE FOR MANHERIKIA IRRIGATION SCHEME 19 80 / 81 SEASON												
L/N	NAME	QUOTA	M O N T H								TOTAL	EXTRA
			sept	oct	nov	dec	jan	feb	mar	april		
91	Joyce NA	2020.63	-	373.50	360.0	504.0	282.0	330.0	212.63	373.50	2435.63	415.0
92	Kearney J	1/2" dia.pipe	-	-	-	-	-	-	-	-	-	-
93	Williamson WA & CEA	4931.25	-	1344.0	1004.0	1258.0	1488.0	1344.0	984.50	1453.0	8875.50	3944.25
94	Attfield EC	1098	-	-	-	-	-	-	-	-	-	-
95	Kelliher G	4174.50	-	240.0	539.50	1261.0	1329.0	781.50	672.0	-	4823.0	648.50
96	Kelliher TC	8009.50	-	1632.0	2246.0	2434.0	2604.0	2101.50	1648.0	2775.0	15440.50	7431.0
97	Keogh GR	145.25	-	-	-	-	-	-	-	-	-	-
98	Kear JIR	1" dia.pipe	-	-	-	-	-	-	-	-	-	-
99	Docherty JG	133.12	-	40.50	40.50	40.50	40.50	94.50	29.25	40.50	326.25	193.13
100	King IM & EM	90.75	-	-	-	-	-	-	-	-	-	-
101	Kinney PJ	2117.50	-	-	355.0	480.0	600.0	336.0	-	360.0	2131.0	13.50
102	Syrons JN & SE	Per 2 ac/ft	-	96.0	96.0	48.0	96.0	96.0	48.0	96.0	576.0	567.0
103	Frew GE	1/2" dia.pipe	-	-	-	-	-	-	-	-	-	-
104	Kroon M	151.25	-	54.0	42.0	42.0	42.0	42.0	420.0	42.0	684.0	532.75
105	Lamb TL & EM	462.88	-	75.50	103.0	75.50	103.0	107.0	104.0	79.0	647.0	184.12
106	Taylor EW	272.25	-	48.0	56.0	48.0	48.0	48.0	108.0	24.0	380.0	107.75
107	Clearwater NG	1/2" dia.pipe	-	-	-	-	-	-	-	-	-	-
108	Lord AL & MP	Per 2 ac/ft	-	48.0	23.50	72.0	48.0	48.0	48.0	-	287.50	287.50
109	Love G	9740.50	-	1772.0	2160.0	3264.0	2976.0	2484.0	1056.0	1120.0	14832.0	5091.50
110	McDonnell EE	1542.75	-	456.25	477.0	754.25	666.0	763.0	679.0	-	3795.50	2252.75
111	Louden JCR	332.75	-	-	-	76.50	76.50	24.0	13.50	27.0	217.50	-
112	McIntosh JM Est.	2287	-	672.0	-	688.0	480.0	840.0	-	-	2680.0	393.0
113	McKenchar LL	363	-	48.0	48.0	48.0	48.0	108.0	-	24.0	324.0	-
114	Duff GF	302.75	-	102.0	46.75	102.0	153.0	102.0	51.0	93.50	650.25	347.50
115	McLaren J	310	-	36.0	18.0	18.0	36.0	36.0	9.0	-	153.0	-
116	McMurray CC	236	-	-	-	-	-	-	-	-	-	-
117	McMurray M	432.50	-	-	167.50	240.0	380.0	-	-	-	787.50	355.0
118	McFie RR	3478.75	-	1114.0	480.0	1076.0	1345.0	1344.0	507.50	428.0	6294.50	123.50
119	Mackie Bros.	Per 2 ac/ft	-	-	-	-	12.0	12.0	-	-	24.0	24.0
120	Mair IA	574.75	-	25.25	31.50	43.0	11.0	36.0	6.0	-	152.75	-
TOTAL THIS SHEET BROUGHT FORWARD			-	8177.0	8294.25	12572.75	12864.0	11077.50	6596.38	6935.50	66517.38	22911.75
RUNNING TOTAL			-	18430.75	16446.0	18990.37	24284.50	21990.75	8491.88	15166.50	123800.75	48377.37
			-	26607.75	24740.25	31563.12	37148.50	33068.25	15088.26	22102.0	190318.13	71289.12

WATER USAGE FOR MANHERIKIA

IRRIGATION SCHEME 19 80 / 81 SEASON

L/N	NAME	QUOTA	M O N T H								TOTAL	EXTRA	
			sept	oct	nov	dec	jan	feb	mar	april			
121	Manson FCC	1/2" dia.pipe	-	-	-	-	-	-	-	-	-	-	-
122	Holland KL & E	433.75	-	192.0	184.0	192.0	192.0	192.0	192.0	96.0	-	1048.0	594.25
123	Mathias GB	354 & 1" dia. pipe	-	-	-	60.0	120.0	120.0	-	-	-	300.0	-
124	Mee WH & CI	508.25	-	-	-	-	-	-	-	-	-	-	-
125	Meehan HT	351	-	96.0	288.0	162.0	288.0	192.0	96.0	96.0	192.0	1314.0	963.0
126	Miles ME	242	-	96.0	48.0	136.0	96.0	96.0	-	-	-	472.0	230.0
127	Mills JR	272.25	-	68.0	34.0	110.50	68.0	50.0	34.0	68.0	68.0	432.50	160.25
128	Rix EF & PE	18	-	7.0	3.0	6.0	40.0	7.0	9.0	6.0	6.0	78.0	60.0
129	Moir BF	128.50 & 3/4" dia.pipe	-	36.0	36.0	36.0	36.0	36.0	36.0	27.0	54.0	261.0	132.50
130	Mourt JE & MJ	302.50	-	-	86.25	96.0	96.0	96.0	-	-	-	374.25	71.75
131	Muir J	1331	-	170.0	216.75	314.50	408.0	289.0	170.0	284.75	-	1853.0	522.0
132	Murray FW	3/4" dia.pipe	-	-	-	-	-	-	-	-	-	-	-
133	Leaning Rock Station Ltd	1664.75	-	138.0	-	234.0	384.0	240.0	-	-	-	996.0	-
134	North MJ	3/4" dia.pipe	-	-	-	-	-	-	-	-	-	-	-
135	Wadsworth AD	302.50	-	17.0	46.75	36.75	59.50	55.25	4.25	48.0	-	267.50	-
136	Wilson CG	Per 2 ac/ft	-	86.50	48.0	96.0	36.0	30.0	24.0	22.75	-	343.25	343.25
137	Scott PJ	1 3/4" dia.pipe	-	-	-	-	-	-	-	-	-	-	-
138	Masters SB	2" dia.pipe	-	-	-	-	-	-	-	-	-	-	-
139	O'Neill BS	16226	-	3959.50	1482.0	4901.25	5380.38	2875.37	3744.0	1755.50	-	24098.0	7872.0
140	Neale EM & BJ	1 1/2" dia.pipe	-	-	-	-	-	-	-	-	-	-	-
141	Padrao RM	1/2" dia.pipe	-	-	-	-	-	-	-	-	-	-	-
142	Parmenter D	1/2" dia.pipe	-	-	-	-	-	-	-	-	-	-	-
143	Petersen ER	1/2" dia.pipe	-	-	-	-	-	-	-	-	-	-	-
144	Golden RJ & EJ, White RC & Merrilees AG	4167.25	-	94.0	622.0	-	-	-	672.0	-	-	1388.0	-
145	Pledger JRL	317.75	-	-	-	-	84.0	84.0	105.0	84.0	-	357.0	39.25
146	Role DJ	128.50	-	36.0	36.0	36.0	36.0	36.0	27.0	54.0	-	261.0	132.50
147	Waldron DR & MP	653.50 & 3/4" dia.pipe	-	864.0	484.0	773.50	493.50	478.0	644.0	668.0	-	4405.0	3751.50
148	Reidu EFA	90.75 & 3/4" dia.pipe	-	48.0	33.0	27.0	48.0	72.0	60.0	-	-	288.0	197.25
149	Rizzi PF	1 1/2" dia.pipe	-	-	-	-	-	-	-	-	-	-	-
150	Roche JS & IM	Per 2 ac/ft & 1 1/2" dia.pipe	-	48.0	48.0	-	48.0	48.0	48.0	48.0	-	288.0	288.0
TOTAL THIS SHEET BROUGHT FORWARD			-	5956.0	3695.75	7217.50	7913.38	4996.62	5760.25	3285.0	-	38824.50	15357.25
RUNNING TOTAL			-	26607.75	24740.25	31563.12	37148.50	33068.25	15088.26	22102.0	-	190318.13	71289.12
				32563.75	28436.0	38780.62	45061.88	38064.87	20948.51	25387.0	-	229142.63	86646.37

WATER USAGE FOR MANHERIKIA

IRRIGATION SCHEME 19 80 / 81 SEASON

L/N	NAME	QUOTA	M O N T H								TOTAL	EXTRA
			sept	oct	nov	dec	jan	feb	mar	april		
151	Rowley FW	1464	-	180.0	180.0	384.0	204.0	264.0	120.0	180.0	1512.0	48.0
152	Sanders Bros	695.75	-	192.0	192.0	192.0	192.0	240.0	240.0	192.0	1440.0	744.25
153	Schaumann DH	Per 2 ac/ft	-	-	-	-	-	-	-	-	-	-
154	Scott GD & FM	484	-	96.0	-	44.0	96.0	192.0	-	-	428.0	-
155	Sims JD	1/2" dia.pipe	-	-	-	-	-	-	-	-	-	-
156	Smith EB	90.75	-	-	-	-	-	-	-	-	-	-
157	Buchanan FW	90.75	-	96.0	-	-	140.0	96.0	96.0	96.0	524.0	433.25
158	Houlahan MJ	54.50 & 1" dia.pipe	-	-	-	55.0	21.50	48.0	24.0	-	148.50	94.0
159	Stephen G & M	Per 2 ac/ft	-	48.0	48.0	48.0	24.0	-	-	-	168.0	168.0
160	Stewart IG	1" dia.pipe	-	-	-	-	-	-	-	-	-	-
161	Stokes JB	Per 2 ac/ft	-	24.0	72.0	48.0	48.0	48.0	12.0	48.0	300.0	300.0
162	Strang A	Per 2 ac/ft	-	24.0	24.0	24.0	24.0	23.75	19.75	-	139.50	139.50
163	MacDonald PE & EM	272.25	-	68.0	34.0	68.0	59.50	68.0	34.0	68.0	399.50	127.25
164	Tattersfield H	181.50	-	48.0	48.0	48.0	48.0	48.0	72.0	24.0	336.0	154.50
165	Diver P	Per 2 ac/ft	-	-	-	-	-	-	-	-	-	-
166	McKay CG	1" dia.pipe	-	-	-	-	-	-	-	-	-	-
167	Tonkins S & Y	189	-	192.0	288.0	96.0	192.0	192.0	144.0	192.0	1296.0	1107.0
168	Van Bostel FA	599	-	-	-	-	-	-	-	-	-	-
169	Lines BA & BA	536 & 1 1/2" dia.pipe	-	96.0	144.0	144.0	144.0	144.0	-	72.0	744.0	208.0
170	Wallace AN	166.38	-	96.0	102.0	25.50	25.50	9.0	4.50	9.0	271.50	105.12
171	Wallis B	227	-	24.0	24.0	72.0	48.0	48.0	-	24.0	240.0	13.0
172	Weatherall RJ	1125.25	-	122.75	142.50	139.50	312.0	540.0	46.0	420.0	1722.75	597.50
173	Willenson MG	Per 2 ac/ft & 1" dia.pipe	-	-	6.0	6.0	34.0	-	2.0	8.0	56.0	56.0
174	Southee P	3/4" dia.pipe	-	-	-	-	-	-	-	-	-	-
175	Weir CW	166.50	-	-	-	-	-	-	-	-	-	-
176	Wilson JR	587.21	-	-	84.0	84.0	84.0	72.0	63.0	84.0	471.0	-
177	Winstone SI Ltd	1 1/2" dia.pipe	-	-	-	-	-	-	-	-	-	-
178	Gray I	227	-	-	47.50	44.0	48.0	24.0	24.0	-	187.50	-
179	Cross NL	302.50	-	64.50	68.0	72.25	68.0	75.25	38.25	68.0	450.75	302.50
180	Hickey WS Ltd	254.12	-	153.0	170.0	85.0	170.0	165.75	212.50	170.0	1126.25	872.13
TOTAL THIS SHEET BROUGHT FORWARD			-	1523.75	1674.0	1679.25	1982.50	2294.75	1152.0	1655.0	11961.25	5470.0
RUNNING TOTAL			-	32563.75	28436.0	38780.62	45061.88	38064.87	20848.51	25387.0	229142.63	86646.37
			-	34087.50	30110.0	40459.87	47044.38	40359.62	22000.51	27042.0	241103.88	92116.37

WATER USAGE FOR MANHERIKIA IRRIGATION SCHEME 19 80/81 SEASON												
L/N	NAME	QUOTA	M O N T H								TOTAL	EXTRA
			sept	oct	nov	dec	jan	feb	mar	april		
181	Sutton JD	352.32	-	-	88.0	-	96.0	96.0	72.0	16.0	368.0	15.68
182	White G	352.32	-	-	96.0	-	96.0	88.0	72.0	16.0	368.0	15.68
183	Reddick P	233	-	-	-	-	-	-	-	-	-	-
184	Morrow JEA	272.25	-	48.0	48.0	48.0	96.0	-	36.0	24.0	300.0	27.75
185	Smith IK & SL	272.25	-	-	-	-	-	-	-	-	-	-
186	Agnew LA	589.75	-	168.0	168.0	84.0	168.0	96.0	126.0	168.0	978.0	388.25
187	Flannery T	352.32	-	-	84.0	78.0	70.0	84.0	21.0	84.0	421.0	68.68
188	Barker WR	91	-	10.50	21.0	21.0	31.50	21.0	10.50	21.0	136.50	45.50
189	Ward NR	210	-	-	-	-	-	-	-	-	-	-
190	Watt W	363	-	84.0	94.50	294.0	168.0	161.0	82.25	84.0	967.75	604.75
191	Dobson N	1" dia.pipe	-	-	-	-	-	-	-	-	-	-
192	Smith IA & JJ	3/4" dia.pipe	-	-	-	-	-	-	-	-	-	-
193	Dickson T	91	-	-	-	-	9.0	-	-	-	9.0	-
194	Pringle A	352.32	-	-	48.0	96.0	96.0	96.0	72.0	84.0	492.0	139.68
195	O'Brien JR & JA	302.50	-	-	-	-	-	-	-	-	-	-
196	Devine J	3/4" dia.pipe	-	-	-	-	-	-	-	-	-	-
TOTAL THIS SHEET			-	310.50	647.50	621.0	830.50	642.0	491.75	497.0	4040.25	1305.97
BROUGHT FORWARD			-	34087.50	30110.0	40459.87	47044.38	40359.62	22000.51	27042.0	241103.88	92116.37
RUNNING TOTAL			-	34398.0	30757.50	41080.87	47874.88	41001.62	22492.26	27539.0	245144.13	93422.34

WATER USAGE FOR MANHERIKIA IRRIGATION SCHEME 19 81 / 82 SEASON													
L/N	NAME	QUOTA	M O N T H								TOTAL	EXTRA	
			sept	oct	nov	dec	jan	feb	mar	april			
1	Alexandra Holiday Camp Ltd	96.75	-	-	-	-	-	-	-	-	-	-	-
2	Alex. Pest Destruction Board	Per 2 ac/ft & 1" dia. pipe	-	-	-	-	-	-	-	-	-	-	-
3	Alexandra Trotting Club	907.50	-	120.0	180.0	-	180.0	130.62	-	-	-	610.62	-
4	Anderson M	An. Chge.	-	-	-	-	-	-	-	-	-	-	-
5	Arman WL	1 3/4" dia. pipe	-	-	-	-	-	-	-	-	-	-	-
6	Baird RA & DM	128.50	-	18.0	36.0	18.0	-	31.50	17.25	-	-	120.75	-
7	Ashton M	16675.50	-	3648.0	3024.0	3236.0	4214.0	3189.0	2592.0	3552.0	23455.0	6779.50	-
8	Ashworth AE	211.75	-	-	72.0	18.0	36.0	54.0	24.0	-	204.0	-	-
9	Gare RL	6083	-	1498.50	2342.75	1496.0	2084.0	1564.0	1043.0	1315.50	11343.75	5260.75	-
10	Instone JR & JF	254	-	-	-	-	-	-	-	-	-	-	-
11	Dunstan Syndicate	1734.75	-	324.0	252.50	96.0	658.0	96.0	36.0	-	1462.50	-	-
12	Beck BT & TL	217.75	-	-	-	-	-	16.0	-	-	16.0	-	-
13	Bruce JL & AM	287.25	-	38.50	66.0	-	99.0	82.50	24.0	49.50	359.50	72.25	-
14	Leckie B & Milqueen G	84.75	-	-	-	-	-	-	-	-	-	-	-
15	Bennie & Son RA	2 x 1" dia. pipe	-	-	-	-	-	-	-	-	-	-	-
16	Holland TP & GM	60.50	-	-	-	-	-	-	-	-	-	-	-
17	Bone RK	1 1/2" dia. pipe	-	-	-	-	-	-	-	-	-	-	-
18	France KN	133.13	-	20.25	20.25	-	40.50	34.88	-	-	115.88	-	-
19	Lord PB & RE	3/4" dia. pipe	-	-	-	-	-	-	-	-	-	-	-
20	Boyle K	272.25	-	20.0	48.0	24.0	24.0	34.0	22.0	24.0	196.0	-	-
21	Mulvey R & JI	233	-	43.50	98.50	48.0	47.50	42.0	48.0	-	327.50	94.50	-
22	Clement F	1452	-	96.0	-	-	315.0	36.0	69.0	-	516.0	-	-
23	Brent NH	181.50 & " dia. pipe	-	-	-	-	-	-	-	-	-	-	-
24	Steedman ND	90.75	-	8.0	8.0	-	8.0	8.0	-	-	32.0	-	-
25	Bruce JL	Per 2 ac/ft & 2" dia. pipe	-	-	-	-	-	-	-	-	-	-	-
26	Bruhns M	302.62	-	12.75	12.75	-	56.0	24.06	9.62	-	115.18	-	-
27	Brunton CC	254.13	-	36.0	36.0	36.0	72.0	45.0	36.0	-	261.0	6.87	-
28	Butt AM & TJ	1/2" dia. pipe	-	-	-	-	-	-	-	-	-	-	-
29	Buchanan RW	1 1/2" dia. pipe	-	-	-	-	-	-	-	-	-	-	-
30	Cook GF	254	-	38.0	-	48.0	88.0	276.0	-	-	450.0	196.0	-
TOTAL THIS SHEET BROUGHT FORWARD			-	5921.50	6196.75	5020.0	7922.0	5663.56	3920.87	4941.0	39585.68	12409.87	-
RUNNING TOTAL			-	5921.50	6196.75	5020.0	7922.0	5663.56	3920.87	4941.0	39585.68	12409.87	-

WATER USAGE FOR MANHERIKIA IRRIGATION SCHEME 1981 / 82 SEASON												
L/N	NAME	QUOTA	M O N T H								TOTAL	EXTRA
			sept	oct	nov	dec	jan	feb	mar	april		
31	Carty JD & MP	272.25	-	-	-	-	-	-	-	-	-	-
32	Clearwater EM	1" dia.pipe	-	-	-	-	-	-	-	-	-	-
33	Cook GF	1436.75 & 1" dia.pipe	-	216.0	429.0	144.0	408.0	66.0	84.0	144.0	1491.0	54.25
34	Courtney DJ	1" dia.pipe	-	-	-	-	-	-	-	-	-	-
35	Crack IA	3/4" dia.pipe	-	-	-	-	-	-	-	-	-	-
36	Cradlock TJ	254.12	-	63.0	72.0	36.0	72.0	60.0	39.0	35.25	377.25	123.13
37	Crossland ER	1/2" dia.pipe	-	-	-	-	-	-	-	-	-	-
38	Hewitt P McL	363	-	-	-	-	-	-	-	-	-	-
39	Please RW	151.25	-	21.0	-	-	36.0	-	8.75	-	65.75	-
40	Currie DE	1/2" dia.pipe	-	-	-	-	-	-	-	-	-	-
41	Anderson K	1089 & 3/4" dia.pipe	-	180.0	204.0	234.0	262.50	216.0	66.0	-	1162.50	73.50
42	Hynihan BJ & CM	290.25	-	51.0	102.0	-	102.0	63.75	25.50	-	344.25	54.0
43	Diver FR	226.75	-	-	42.0	30.0	60.0	36.87	15.0	-	183.87	-
44	Illingworth WB & BT	1" dia.pipe	-	-	-	-	-	-	-	-	-	-
45	Dodi GJ	471.88 & 3/4" dia.pipe	-	48.0	96.0	48.0	96.0	40.0	48.0	48.0	424.0	-
46	Mulvaney CJ & JM	2" dia.pipe	-	-	-	-	-	-	-	-	-	-
47	Donaldson LB	3/4" dia.pipe	-	-	-	-	-	-	-	-	-	-
48	Grayling EH & JM	302.50	-	72.0	24.0	24.0	48.0	-	48.0	24.0	240.0	-
49	Duncan Bros.	17250	-	5376.0	7440.0	5304.0	4115.0	3312.0	3456.0	2424.0	31427.0	14177.0
50	Duncan Bros.	5174.25	-	1848.0	1800.0	2160.0	703.0	1198.0	576.0	1830.0	10115.0	4940.75
51	Duncan Bros.	5057.50	-	1240.0	1164.0	1122.0	3078.0	1320.0	72.0	792.0	8788.0	3730.50
52	Goodall & Ogden C	Per 2 ac/ft	-	-	-	-	-	-	-	-	-	-
53	Dunlay M	605	-	36.0	72.0	54.0	157.50	69.0	29.50	-	418.0	-
54	Cruckshank R	128.50 & 3/4" dia.pipe	-	-	35.81	18.0	11.25	-	-	-	65.06	-
55	Dyson A	423.50	-	95.0	211.0	96.0	167.50	119.0	47.0	-	735.50	312.0
56	Page JW & CR	302.50	-	70.50	96.0	48.0	72.0	71.50	24.0	-	382.0	79.50
57	King IM & EM	677.50	-	94.75	99.0	193.75	171.25	51.0	198.0	-	807.75	130.25
58	Ferris JL	2" dia.pipe	-	-	-	-	-	-	-	-	-	-
59	Ford CL & BJ	242	-	-	-	-	-	-	-	-	-	-
60	Smith A McR	108.75	-	-	-	-	-	-	-	-	-	-
TOTAL THIS SHEET BROUGHT FORWARD			-	9411.25	11886.81	9511.75	9560.0	6623.12	4736.75	5297.25	57026.93	23674.88
RUNNING TOTAL			-	5921.50	6196.75	5020.0	7922.0	5663.56	3920.87	4941.0	39585.68	12409.87
			-	15332.75	18083.56	14531.75	17482.0	12286.68	8657.62	10238.25	96612.61	36084.75

WATER USAGE FOR MANHERIKIA IRRIGATION SCHEME 19 81 / 82 SEASON													
L/N	NAME	QUOTA	M O N T H								TOTAL	EXTRA	
			sept	oct	nov	dec	jan	feb	mar	april			
61	Rox GW	1" dia.pipe	-	-	-	-	-	-	-	-	-	-	-
62	Gladstone NB & JS	3025	-	339.0	855.25	288.0	815.0	562.50	-	108.0	2967.75	-	
63	Golden RJ	5082 & 1" dia. pipe	-	1134.0	1346.0	1224.0	763.50	1085.0	288.0	1861.0	7701.50	2619.50	
64	Covan JE	128.50 & 3/4" dia.pipe	-	18.0	36.0	18.0	33.0	27.0	18.0	18.0	168.0	-	
65	Grant DC	605 & 3/4" dia.pipe	-	72.0	144.0	72.0	72.0	72.0	40.0	-	472.0	-	
66	Grant W	Per 2 ac/ft & 2" dia.pipe	-	-	144.0	72.0	144.0	82.50	60.0	-	502.50	502.50	
67	Groves RWJ & VJ	544.50	-	80.0	160.0	80.0	160.0	105.0	70.0	70.0	725.0	180.50	
68	Hamilton N	257.12	-	-	60.50	-	99.0	82.50	24.0	46.75	312.75	55.63	
69	Harex V	Per 2 ac/ft	-	36.0	36.0	36.0	72.0	45.0	18.0	-	243.0	243.0	
70	Fulton Hogen Holdings	Per 2 ac/ft & 1/2" dia.pipe	-	-	-	-	-	-	-	-	-	-	
71	Harris RJ	133.13	-	22.50	22.50	-	40.50	33.75	11.25	-	130.50	-	
72	Hwerth J	133	-	-	-	-	-	-	-	-	-	-	
73	Ings C	1" dia.pipe	-	-	-	-	-	-	-	-	-	-	
74	Hinds GC	1/2" dia.pipe	-	-	-	-	-	-	-	-	-	-	
75	Holgate RG	1" dia.pipe	-	-	-	-	-	-	-	-	-	-	
76	Holden JW	Per 2 ac/ft	-	-	-	-	-	-	-	-	-	-	
77	Everett MW & MD	302.50	-	42.0	42.0	-	84.0	52.50	21.0	84.0	325.50	23.0	
78	Houlahan MJ	1452	-	168.0	418.25	216.0	329.0	84.0	156.0	203.0	1574.25	122.25	
79	Huddart EJ & EH	287.25	-	96.0	288.0	96.0	192.0	112.25	84.0	-	868.25	581.0	
80	Day M	121 & 3/4" dia.pipe	-	9.0	36.0	24.0	18.0	31.50	18.0	-	136.50	15.50	
81	Davies BL	272.25	-	28.0	56.0	28.0	22.0	34.0	24.0	28.0	220.0	-	
82	Mitchell FW & JB	254.12	-	85.0	170.0	-	170.0	106.25	42.50	-	573.75	319.63	
83	Mackie AJ	272.25	-	24.0	48.0	24.0	48.0	24.0	22.0	24.0	214.0	-	
84	Pearson MH	399.25	-	63.75	127.50	-	59.50	106.25	27.62	29.75	414.37	15.12	
85	Jackson MS	1 1/2" dia.pipe	-	-	-	-	-	-	-	-	-	-	
86	CVD	623.25	-	360.0	-	828.0	900.0	-	-	-	2088.0	1464.75	
87	Johnstone FA & GC	124	-	30.0	24.0	-	-	-	-	-	54.0	-	
88	Jones DR	1/2" dia.pipe	-	-	-	-	-	-	-	-	-	-	
89	Jordan NB & JE	363	-	28.50	520.0	-	336.0	180.0	48.0	192.0	1304.50	941.50	
90	Sim JD	326.75	-	-	24.0	24.0	48.0	26.25	18.0	24.0	164.25	-	
TOTAL THIS SHEET			-	2635.75	4558.0	3030.0	4405.50	2852.25	990.37	2688.50	21160.37	7123.38	
BRUGHT FORWARD			-	15332.75	18083.56	14531.75	17482.0	12286.68	8657.62	10238.25	96612.61	36084.75	
RUNNING TOTAL			-	17968.50	22641.56	17561.75	21887.50	15138.93	9647.99	12926.75	117772.98	43208.13	



WATER USAGE FOR MANHERIKIA IRRIGATION SCHEME 19 81/82 SEASON												
L/N	NAME	QUOTA	M O N T H								TOTAL	EXTRA
			sept	oct	nov	dec	jan	feb	mar	april		
91	Joyce NA	2020.63	-	297.0	216.0	144.0	586.0	427.50	144.50	-	1815.0	-
92	Kearney J	½" dia.pipe	-	-	-	-	-	-	-	-	-	-
93	Williamson WA & CFA	4931.25	-	1152.0	1432.0	1202.0	1488.0	1143.75	720.0	416.0	7553.75	2622.50
94	Void	-	-	-	-	-	-	-	-	-	-	-
95	Kelliher G	4174.50	-	461.0	711.0	1156.0	1033.0	846.50	369.75	253.0	4830.25	655.75
96	Kelliher TC	8009.50	-	1142.50	2456.0	3138.0	2220.0	1567.25	1023.0	1830.50	13377.25	5367.75
97	Keogh GR	145.25	-	-	48.0	18.0	36.0	18.0	18.0	-	138.0	-
98	Kerr JIR	1" dia.pipe	-	-	-	-	-	-	-	-	-	-
99	Craig AJ & SF	133.12	-	20.25	20.25	-	36.0	30.38	-	-	106.88	-
100	Paterson IW & SN	1" dia.pipe	-	-	-	-	-	-	-	-	-	-
101	Kirney RJ	2117.50	-	283.0	360.0	360.0	360.0	504.0	144.0	360.0	2371.0	253.50
102	Synons JN & SE	Per 2 ac/ft	-	39.0	96.0	48.0	87.0	60.0	30.0	-	360.0	360.0
103	Frew GE	½" dia.pipe	-	-	-	-	-	-	-	-	-	-
104	Kroon M	151.25	-	21.0	21.0	-	36.0	26.25	10.50	-	114.75	-
105	Larb TL & EM	462.88	-	24.0	64.50	24.0	79.0	81.25	40.0	47.50	360.25	-
106	Taylor BW	272.25	-	28.0	48.0	24.0	24.0	36.0	24.0	24.0	208.0	-
107	Clearwater NG	½" dia.pipe	-	-	-	-	-	-	-	-	-	-
108	Lord AL & MP	Per 2 ac/ft	-	19.0	12.0	24.0	48.0	30.0	12.0	66.50	211.50	211.50
109	Love E	9740.50	-	1496.0	1156.0	2036.0	1912.0	1852.0	1248.0	1344.0	11044.0	1303.50
110	McDonnell EE	1542.75	-	396.0	537.50	440.50	803.75	741.0	336.0	312.0	3566.75	2024.0
111	Loudon JCR	332.75	-	-	76.50	-	38.25	60.06	19.13	19.12	213.06	-
112	McIntosh JM Est.	2287	-	1152.0	384.0	480.0	1130.0	86.0	130.0	285.0	3647.0	1360.0
113	McKerchar DL	363	-	47.0	48.0	24.0	48.0	30.0	24.0	-	221.0	-
114	Duff GF	302.75	-	46.75	102.0	-	102.0	63.75	25.50	51.0	391.0	88.25
115	McLaren J	310	-	18.0	18.0	-	-	-	-	-	36.0	-
116	McMurray CC	236	-	-	-	-	-	-	-	-	-	-
117	McMurray M	432.50	-	168.0	120.0	240.0	108.0	-	-	-	636.0	203.50
118	McPie RR	4053.50	-	902.0	183.50	585.50	715.0	489.75	480.0	1168.0	4523.75	470.25
119	Mackie Bros.	Per 2 ac/ft	-	-	-	12.0	-	12.0	-	-	24.0	24.0
120	Mair IA	574.75	-	8.0	10.50	32.0	22.0	4.50	-	-	77.0	-
TOTAL THIS SHEET BROUGHT FORWARD			-	7720.50	8120.75	9988.0	10912.0	8109.94	4798.38	6176.62	55826.19	14944.50
RUNNING TOTAL			-	17968.50	22641.56	17561.75	21887.50	15138.93	9647.99	12926.75	117772.98	43208.13
			-	25689.0	30762.31	27549.75	32799.50	23248.87	14446.37	19103.37	173599.17	58152.63

WATER USAGE FOR MANHERIKIA IRRIGATION SCHEME 19 81 / 82 SEASON													
L/N	NAME	QUOTA	MONTH								TOTAL	EXTRA	
			sept	oct	nov	dec	jan	feb	mar	april			
121	Manson FCC	1/2" dia. pipe	-	-	-	-	-	-	-	-	-	-	-
122	Miller GH & JR	453.75	-	102.0	192.0	96.0	192.0	142.0	-	-	724.0	270.25	
123	Mathias GB	354 & 1" dia. pipe	-	-	120.0	60.0	60.0	60.0	-	-	300.0	-	
124	Mee WH & CI	254	-	-	-	-	-	-	-	-	-	-	
125	Meehan HT	351	-	96.0	96.0	96.0	192.0	96.0	96.0	96.0	768.0	417.0	
126	Miles ME	242	-	-	-	-	96.0	48.0	-	-	144.0	-	
127	Mills JR	272.25	-	34.0	68.0	-	59.50	60.56	17.0	-	239.06	-	
128	Taylor MD & LP	18	-	-	3.0	-	6.0	3.50	6.0	-	18.50	0.50	
129	Muir BF	128.50 & 3/4" dia. pipe	-	18.0	36.0	18.0	33.0	27.0	18.0	18.0	168.0	59.50	
130	Munt JE & MJ	302.50	-	-	96.0	48.0	48.0	120.0	24.0	-	336.0	33.50	
131	Muir J	1331	-	25.50	289.0	-	170.0	174.25	48.88	119.0	826.63	-	
132	Murray RW	3/4" dia. pipe	-	-	-	-	-	-	-	-	-	-	
133	Leaning Rock Station Ltd	1664.75	-	102.0	94.0	144.0	158.0	144.0	96.0	96.0	834.0	-	
134	North MJ	3/4" dia. pipe	-	-	-	-	-	-	-	-	-	-	
135	Wadsworth AD	302.50	-	22.45	51.0	-	38.25	6.37	-	-	118.07	-	
136	Wilson CG	Per 2 ac/ft	-	12.0	18.0	12.0	24.0	15.0	6.0	-	87.0	87.0	
137	Scott RJ	1 3/4" dia. pipe	-	-	-	-	-	-	-	-	-	-	
138	Masters SB	2" dia. pipe	-	-	-	-	-	-	-	-	-	-	
139	O'Neill BS	16226	-	3663.0	6007.0	5285.50	4890.0	3195.0	1235.50	3871.0	28147.0	11921.0	
140	Hunt WC & J	1/2" dia. pipe	-	-	-	-	-	-	-	-	-	-	
141	Pedren RM	1/2" dia. pipe	-	-	-	-	-	-	-	-	-	-	
142	McGregor RJ	1/2" dia. pipe	-	-	-	-	-	-	-	-	-	-	
143	Petersen ER	1/2" dia. pipe	-	-	-	-	-	-	-	-	-	-	
144	Golden, White, Merrillees	4167.25	-	816.0	525.0	386.0	-	-	426.50	192.0	2345.50	-	
145	Pledger JFL	317.75	-	42.0	42.0	-	84.0	73.50	51.0	84.0	376.50	58.75	
146	Pole DJ	128.50	-	18.0	36.0	-	33.0	27.0	18.0	18.0	150.0	21.50	
147	Walchran DR & MP	653.50 & 3/4" dia. pipe	-	757.0	593.0	637.50	865.50	462.0	144.0	405.50	3864.50	3211.0	
148	Raidy EFA	90.75 & 3/4" dia. pipe	-	24.0	48.0	24.0	24.0	42.0	24.0	-	186.0	95.25	
149	Rizzi PE	1/2" dia. pipe	-	-	-	-	-	-	-	-	-	-	
150	Melchum RR & AM	Per 2 ac/ft & 1 1/2" dia. pipe	-	24.0	48.0	24.0	48.0	24.0	-	-	168.0	168.0	
TOTAL THIS SHEET			-	5755.95	8362.0	6831.0	7021.25	4720.18	2210.88	4899.50	39800.76	16343.25	
BROUGHT FORWARD			-	25689.0	30762.31	27549.75	32799.50	23248.87	14446.37	19103.37	173599.17	58152.63	
RUNNING TOTAL			-	31444.95	39124.31	34380.75	39620.75	27969.05	16657.25	24002.87	213399.93	74495.88	

WATER USAGE FOR MANHERIKIA IRRIGATION SCHEME 19 81/81 SEASON												
L/N	NAME	QUOTA	M O N T H								TOTAL	EXTRA
			sept	oct	nov	dec	jan	feb	mar	april		
151	Rowley RW	1464	-	180.0	204.0	204.0	168.0	276.0	108.0	-	1140.0	-
152	Sanders Bros.	695.75	-	48.0	192.0	96.0	96.0	176.0	44.0	-	652.0	-
153	Schaumann EH	Per 2 ac/ft	-	-	-	-	-	-	-	-	-	-
154	Scott CD & EM	484	-	-	96.0	48.0	96.0	72.0	-	136.0	448.0	-
155	Sims JD	1/2" dia.pipe	-	-	-	-	-	-	-	-	-	-
156	Smith EB	90.75	-	-	-	-	-	-	-	-	-	-
157	Buchanan RW	90.75	-	72.0	96.0	48.0	48.0	48.0	-	-	312.0	221.25
158	Cumrington L	54.50 & 1" dia.pipe	-	-	48.0	24.0	48.0	24.0	12.0	-	156.0	101.50
159	Stephen G & M	Per 2 ac/ft	-	-	48.0	-	48.0	30.0	12.0	-	138.0	138.0
160	Stewart IG	1" dia.pipe	-	-	-	-	-	-	-	-	-	-
161	Stokes JB	Per 2 ac/ft	-	-	24.0	24.0	48.0	-	24.0	19.0	139.0	139.0
162	Strang A	Per 2 ac/ft	-	12.0	24.0	12.0	24.0	-	6.0	-	78.0	78.0
163	MacDonald PE & EM	272.25	-	34.0	68.0	-	34.0	51.0	17.0	17.0	221.0	-
164	Millen ID & JA	181.50	-	24.0	-	24.0	48.0	-	-	24.0	120.0	-
165	Diver P	Per 2 ac/ft	-	-	-	-	-	-	-	-	-	-
166	McKay CG	1" dia.pipe	-	-	-	-	-	-	-	-	-	-
167	Tomkins S & Y	189	-	96.0	192.0	96.0	192.0	120.0	84.0	-	780.0	591.0
168	Van Bokstal FA	599	-	-	-	-	-	-	-	-	-	-
169	Lines BA & BA	536 & 1 1/2" dia.pipe	-	96.0	144.0	72.0	72.0	144.0	64.0	-	592.0	56.0
170	Young MK	166.38	-	51.0	25.50	-	12.75	12.0	-	-	101.25	-
171	Wallis B	227	-	24.0	24.0	24.0	48.0	48.0	18.0	12.0	198.0	-
172	Weatherall RJ	1125.25	-	180.75	-	96.0	411.0	210.0	-	72.0	969.75	-
173	Willanson MG	Per 2 ac/ft & 1" dia.pipe	-	4.0	2.0	4.0	10.0	6.0	-	-	26.0	26.0
174	Suthee P	3/4" dia.pipe	-	-	-	-	-	-	-	-	-	-
175	Aitken T	166.50	-	-	-	-	-	-	-	-	-	-
176	Wilson JR	587.21	-	60.50	84.0	42.0	84.0	42.0	36.0	42.0	390.50	-
177	Winstone SI Ltd	1 1/2" dia.pipe	-	-	-	-	-	-	-	-	-	-
178	Gray I	227	-	24.0	24.0	24.0	48.0	36.0	18.0	24.0	198.0	-
179	Cross NL	302.50	-	34.0	76.50	-	34.0	70.12	19.13	21.25	255.0	-
180	Hickey WS Ltd.	254.12	-	85.0	170.0	-	170.0	106.25	42.50	106.25	680.0	425.88
TOTAL THIS SHEET BROUGHT FORWARD			-	1025.25	1542.0	838.0	1739.75	1471.37	504.63	473.50	7594.50	1776.63
RUNNING TOTAL			-	31444.95	39124.31	34380.75	39820.75	27969.05	16657.25	24002.87	213399.93	74495.88
			=	32470.20	40666.31	35218.75	41560.50	29440.42	17161.88	24476.37	220994.43	76272.51

WATER USAGE FOR MANHERIKIA IRRIGATION SCHEME 19 81/82 SEASON												
L/N	NAME	QUOTA	M O N T H							TOTAL	EXTRA	
			sept	oct	nov	dec	jan	feb	mar			april
181	Sutton JD	353.32	-	62.0	92.0	48.0	96.0	48.0	42.0	44.0	432.0	79.68
182	White G	352.32	-	72.0	96.0	48.0	88.0	48.0	42.0	44.0	438.0	85.68
183	Chalke NIK	233	-	-	-	-	-	-	-	-	-	-
184	Macrow JEA	272.25	-	24.0	96.0	24.0	48.0	24.0	24.0	24.0	264.0	-
185	Smith IK & SL	272.25	-	-	48.0	24.0	48.0	24.0	24.0	24.0	192.0	-
186	Agnew LA	589.75	-	84.0	84.0	-	216.0	126.0	42.0	126.0	678.0	88.25
187	Flannery T	352.32	-	48.0	84.0	-	84.0	52.50	99.0	42.0	349.50	-
188	Backer WR	91	-	10.50	-	-	21.0	8.75	5.25	-	45.50	-
189	Ward NR	210	-	-	-	-	-	-	-	-	-	-
190	Watt W	363	-	75.25	120.75	84.0	84.0	174.0	90.75	84.0	712.75	349.75
191	Dobson N	1" dia. pipe	-	-	-	-	-	-	-	-	-	-
192	Smith IA & JJ	-	-	-	-	-	-	-	-	-	-	-
193	Dickson T	91	-	-	-	-	-	-	-	-	-	-
194	Pringle A	352.32	-	74.0	96.0	48.0	84.0	48.0	42.0	48.0	440.0	87.68
195	O'Brien JR & JA	302.50	-	-	-	-	-	-	-	-	-	-
196	Devine J	3/4" dia. pipe	-	-	-	-	-	-	-	-	-	-
197	Rollock SD & VM	2117.50	-	749.0	710.0	386.50	516.0	-	564.25	-	2925.75	808.25
TOTAL THIS SHEET			-	1198.75	1426.75	662.50	1285.0	553.25	915.25	436.0	6477.50	1499.29
BROUGHT FORWARD			-	32470.20	40666.31	35218.75	41560.50	29440.42	17161.88	24476.37	220994.43	76272.51
RUNNING TOTAL			-	33668.95	42093.06	35881.25	42845.50	29993.67	18077.13	24912.37	227471.93	77771.80

WATER USAGE FOR MANHERIKIA IRRIGATION SCHEME 19 82 / 83 SEASON													
L/N	NAME	QUOTA	M O N T H								TOTAL	EXTRA	
			sept	oct	nov	dec	jan	feb	mar	april			
1	Alexandra Holiday Camp Ltd	96.75	-	-	-	-	-	-	-	-	-	-	-
2	Alex. Rest Dest- ruction Board	Per 2 ac/ft & 1" dia.pipe	-	-	-	-	-	-	-	-	-	-	-
3	Alexandra Trotting Club	907.50	-	282.50	210.0	240.0	120.0	240.0	240.0	240.0	240.0	1572.50	665.0
4	Anderson M	An.Orge.	-	-	-	-	-	-	-	-	-	-	-
5	Annan WL	1 3/4" dia.pipe	-	-	-	-	-	-	-	-	-	-	-
6	Baird RA & DM	128.50	-	18.0	36.0	-	18.0	36.0	36.0	-	-	144.0	15.50
7	Ashton M	16675.50	-	3000.0	3600.0	2448.0	864.0	4032.0	2592.0	2880.0	19416.0	2740.50	
8	Ashworth AE	211.75	-	-	-	52.50	42.75	72.0	72.0	-	-	239.25	27.50
9	Gare RL	6083	-	999.0	908.0	1222.50	949.50	1714.50	288.0	1199.0	7280.50	1197.50	
10	Instone JR & JF	254	-	-	-	-	-	-	-	-	-	-	-
11	Dunstan Syndicate	1734.75	600.0	492.0	274.75	310.50	288.0	384.0	456.0	384.0	3189.25	1454.50	
12	Beck BF & TL	217.75	-	42.0	24.0	24.0	-	22.0	24.0	12.0	148.0	-	
13	Bruce JL & AM	287.25	-	110.0	110.0	90.0	110.0	110.0	110.0	110.0	750.0	462.75	
14	Leckie B & Milqueen G	84.75	-	-	-	-	-	-	-	-	-	-	-
15	Bernie & Son RA	2 x 1" dia.pipe	-	-	-	-	-	-	-	-	-	-	-
16	France KN	60.50	-	-	-	-	-	-	-	-	-	-	-
17	Bone RK	1 1/2" dia.pipe	-	-	-	-	-	-	-	-	-	-	-
18	France KN	131.13	-	40.50	60.75	40.50	20.25	40.50	40.50	40.50	283.50	150.37	
19	Lord FB & FE	3/4" dia.pipe	-	-	-	-	-	-	-	-	-	-	-
20	Boyle K	272.25	72.0	48.0	48.0	48.0	24.0	48.0	72.0	24.0	384.0	111.75	
21	Mulvey R & JI	233	-	16.0	71.75	24.0	24.0	48.0	50.50	7.0	241.25	8.25	
22	Johnstone B	1452	-	208.50	216.0	185.0	240.0	120.0	264.0	270.0	1503.50	51.50	
23	Brent NH	181.50 & " dia.pipe	-	-	-	-	-	-	-	-	-	-	-
24	Steedman ND	90.75	-	-	-	-	-	-	-	-	-	-	-
25	Bruce IL	Per 2 ac/ft & 2" dia.pipe	-	-	-	-	-	-	-	-	-	-	-
26	Bruins M	302.62	-	57.75	38.50	38.50	19.25	38.50	38.50	38.50	269.50	-	
27	Brunton CC	254.13	-	108.0	72.0	72.0	36.0	72.0	72.0	72.0	504.0	249.87	
28	Butt AM & TJ	1/2" dia.pipe	-	-	-	-	-	-	-	-	-	-	-
29	Buchanan RW	1 1/2" dia.pipe	-	-	-	-	-	-	-	-	-	-	-
30	Cook GF	254	-	48.0	-	-	-	-	-	-	48.0	-	
TOTAL THIS SHEET BROUGHT FORWARD			672.0	5470.25	5669.75	4795.50	2755.75	6977.50	4355.50	5277.0	35973.25	7134.99	
RUNNING TOTAL			672.0	5470.25	5669.75	4795.50	2755.75	6977.50	4355.50	5277.0	35973.25	7134.99	

WATER USAGE FOR MNLHERIKIA IRRIGATION SCHEME 19 82/83 SEASON													
L/N	NAME	QUOTA	M O N T H								TOTAL	EXTRA	
			sept	oct	nov	dec	jan	feb	mar	april			
31	Carty JD & MP	272.25	-	-	-	-	-	-	-	-	-	-	-
32	Clearwater EM	1" dia.pipe	-	-	-	-	-	-	-	-	-	-	-
33	Cook GF	1436.75 & 1" dia.pipe	-	459.25	426.0	543.0	300.0	402.0	717.0	-	2847.25	1410.50	
34	Courtney DJ	1" dia.pipe	-	-	-	-	-	-	-	-	-	-	-
35	Crack IA	3/4" dia.pipe	-	-	-	-	-	-	-	-	-	-	-
36	Cradlock TU	254.12	-	72.0	108.0	72.0	36.0	72.0	72.0	36.0	468.0	213.88	
37	Crossland ER	1/2" dia.pipe	-	-	-	-	-	-	-	-	-	-	-
38	Hewitt P Md	363	-	-	-	-	-	-	-	-	-	-	-
39	Pleace RW	151.25	-	63.0	42.0	-	42.0	38.50	42.0	42.0	269.50	118.25	
40	Qumrie DE	1/2" dia.pipe	-	-	-	-	-	-	-	-	-	-	-
41	Anderson K	1089 & 3/4" dia.pipe	-	264.0	240.0	270.0	216.0	108.0	216.0	66.0	1380.0	291.0	
42	Hyndham BJ & CM	290.25	51.0	102.0	102.0	102.0	51.0	102.0	153.0	51.0	714.0	423.75	
43	Diver FR	226.75	-	60.0	90.0	60.0	30.0	60.0	60.0	60.0	420.0	193.25	
44	Leith CH & JL	1" dia.pipe	-	-	-	-	-	-	-	-	-	-	-
45	Dodd GJ	471.88 & 3/4" dia.pipe	-	96.0	72.0	72.0	48.0	72.0	72.0	36.0	468.0	-	
46	Mulvaney CJ & JM	2" dia.pipe	-	-	-	-	-	-	-	-	-	-	-
47	Donaldson LB	3/4" dia.pipe	-	-	-	-	-	-	-	-	-	-	-
48	Grayline EH & JM	302.50	24.0	48.0	48.0	72.0	48.0	-	24.0	48.0	312.0	9.50	
49	Duncan Bros.	17250	-	-	4776.0	4056.0	2232.0	5352.0	3432.0	1776.0	21624.0	4374.0	
50	Duncan Bros.	5174.25	-	3573.0	2160.0	1344.0	432.0	1344.0	480.0	576.0	9909.0	4734.75	
51	Duncan Bros.	5057.50	-	2928.0	1800.0	2376.0	-	1944.0	792.0	1080.0	10920.0	5862.50	
52	Goodall & Ogden C	Per 2 ac/ft	-	-	-	-	-	-	-	-	-	-	-
53	Dunlay M	605	6.75	120.0	90.0	180.0	102.75	144.0	108.0	-	751.50	146.50	
54	Cruickshank R	128.50 & 3/4" dia.pipe	-	18.0	36.0	18.0	-	-	-	-	72.0	-	
55	Dyson A	423.50	48.0	168.0	216.0	144.0	144.0	192.0	168.0	192.0	1272.0	848.50	
56	Page JW & CR	302.50	4.50	60.0	120.0	72.0	56.0	96.0	60.0	96.0	564.50	262.0	
57	King IM & EM	677.50	-	198.0	283.75	199.0	99.0	199.0	198.0	198.0	1374.75	697.25	
58	Halliday GS & HA	2" dia.pipe	-	-	-	-	-	-	-	-	-	-	-
59	Ford CL & BJ	242	-	-	-	-	-	-	-	-	-	-	-
60	Smith A McR	108.75	-	-	-	-	-	-	-	-	-	-	-
TOTAL THIS SHEET			134.25	8229.25	10609.75	9580.0	3836.75	10125.50	6594.0	4257.0	53366.50	19585.63	
BROUGHT FORWARD			672.0	5470.25	5669.75	4795.50	2755.75	6977.50	4355.50	5277.0	35973.25	7134.99	
RUNNING TOTAL			806.25	13699.50	16279.50	14375.50	6592.50	17103.0	10949.50	9534.0	89339.75	26720.62	

WATER USAGE FOR MANHERIKIA IRRIGATION SCHEME 19 82 / 83 SEASON													
L/N	NAME	QUOTA	MONTH								TOTAL	EXTRA	
			sept	oct	nov	dec	jan	feb	mar	april			
61	Rox GW	1" dia.pipe	-	-	-	-	-	-	-	-	-	-	-
62	Gladstone NB & JS	3025	-	950.0	1578.0	1458.0	258.0	1152.0	976.0	-	6372.0	3347.0	
63	Golden RJ	5082 & 1" dia.pipe	672.0	1056.0	-	1492.0	-	1340.0	-	980.0	5540.0	458.0	
64	Govan JE	128.50 & 3/4" dia.pipe	18.0	36.0	36.0	18.0	18.0	36.0	54.0	18.0	234.0	105.50	
65	Grant DC	605 & 3/4" dia.pipe	-	144.0	144.0	144.0	144.0	144.0	144.0	144.0	1008.0	403.0	
66	Grant W	Per 2 ac/ft & 2" dia.pipe	-	144.0	72.0	120.0	216.0	144.0	144.0	144.0	984.0	984.0	
67	Groves RWJ & VJ	544.50	-	154.0	80.0	160.0	80.0	-	132.0	80.0	686.0	141.50	
68	Hamilton N	257.12	-	99.0	99.0	90.0	99.0	99.0	99.0	99.0	684.0	426.88	
69	Harrex V	Per 2 ac/ft	-	72.0	72.0	108.0	72.0	72.0	72.0	36.0	504.0	504.0	
70	Fulton Hogan Holdings	Per 2 ac/ft & 1/2" dia.pipe	-	-	-	-	-	-	-	-	-	-	
71	Porter RS & IA	133.13	-	45.0	67.50	45.0	18.0	40.50	45.0	39.38	300.38	167.25	
72	Hwerth S	133	-	-	-	-	-	-	-	-	-	-	
73	Ings C	1" dia.pipe	-	-	-	-	-	-	-	-	-	-	
74	Hinds GC	1/2" dia.pipe	-	-	-	-	-	-	-	-	-	-	
75	Holgate RG	1" dia.pipe	-	-	-	-	-	-	-	-	-	-	
76	Holden JW	Per 2 ac/ft	-	-	-	-	-	-	-	-	-	-	
77	Everett MW & MD	302.50	-	-	84.0	147.0	126.0	84.0	84.0	84.0	609.0	305.50	
78	Houlahan MJ	1452	-	-	468.0	470.50	336.0	576.0	672.0	336.0	2858.50	1406.50	
79	Bonhan KD	287.25	-	288.0	192.0	192.0	96.0	192.0	192.0	168.0	1320.0	1032.75	
80	Day M	121 & 3/4" dia.pipe	-	24.0	36.0	48.0	48.0	36.0	-	48.0	240.0	119.0	
81	Davies EL	272.25	24.0	48.0	96.0	44.0	48.0	56.0	-	24.0	340.0	67.75	
82	Mitchell RW & JW	254.12	-	240.0	161.50	161.50	80.75	161.50	170.0	161.50	1136.75	882.63	
83	Mackie AJ	272.25	-	48.0	48.0	48.0	24.0	48.0	72.0	24.0	312.0	39.75	
84	Reardon MH	399.25	63.75	127.50	127.50	127.50	63.75	127.50	191.25	127.50	956.25	557.0	
85	Jackson MS	1 1/2" dia.pipe	-	-	-	-	-	-	-	-	-	-	
86	CVD	623.25	-	-	486.0	217.50	264.50	335.50	433.0	-	1736.50	1113.25	
87	Paulin RM & MI	124	3.0	-	30.0	18.0	24.0	48.0	48.0	24.0	195.0	71.0	
88	Johns DR	1/2" dia.pipe	-	-	-	-	-	-	-	-	-	-	
89	Jordan NB & JE	363	410.0	77.0	101.0	75.0	244.50	120.0	161.0	48.0	1236.50	873.50	
90	Sim JD	326.75	-	38.0	-	8.0	24.0	48.0	24.0	-	142.0	-	
TOTAL THIS SHEET BROUGHT FORWARD			1190.75	3590.50	3978.50	5192.0	2284.50	4860.0	3713.25	2585.38	27394.88	13006.26	
RUNNING TOTAL			806.25	13699.50	16279.50	14375.50	6592.50	17103.0	10949.50	9534.0	89339.75	26720.62	
			1997.0	17290.0	20258.0	19567.50	8877.0	21963.0	14662.75	12119.38	116734.63	39726.88	

WATER USAGE FOR MANHERIKIA IRRIGATION SCHEME 19 82 / 83 SEASON												
L/N	NAME	QUOTA	M O N T H								TOTAL	EXTRA
			sept	oct	nov	dec	jan	feb	mar	april		
91	Joyce NA	2020.63	-	702.0	594.0	1053.0	545.0	594.0	759.0	594.0	4841.0	2820.37
92	Kearney J	1/2" dia.pipe	-	-	-	-	-	-	-	-	-	-
93	Williamson WA & CEA	4931.25	-	1538.0	1314.0	-	384.0	2240.0	1936.0	-	7412.0	2481.0
94	Void	-	-	-	-	-	-	-	-	-	-	-
95	Kelliher G	4174.50	-	807.0	768.0	714.0	522.50	917.50	274.0	710.0	4713.0	538.50
96	Kelliher TG	8009.50	576.0	1890.0	1872.0	2332.0	1879.50	2304.0	1727.0	1368.0	13948.50	5939.0
97	Keogh GR	145.25	-	36.0	36.0	36.0	18.0	36.0	36.0	18.0	216.0	70.25
98	Kerr JIR	1" dia.pipe	-	-	-	-	-	-	-	-	-	-
99	Craig AJ & SF	133.12	-	40.50	31.50	54.0	18.0	36.0	36.0	36.0	252.0	118.88
100	Peterson IW & SN	1" dia.pipe	-	-	-	-	-	-	-	-	-	-
101	Kinney PJ	2117.50	-	-	720.0	360.0	-	360.0	360.0	-	1800.0	-
102	Symons JN & SE	Per 2 ac/ft	-	96.0	96.0	96.0	48.0	96.0	144.0	48.0	624.0	624.0
103	Frew GE	1/2" dia.pipe	-	-	-	-	-	-	-	-	-	-
104	Kroon M	151.25	-	63.0	42.0	63.0	42.0	49.0	84.0	84.0	427.0	275.75
105	Lamp TL & EM	462.88	24.0	111.0	108.50	98.0	103.0	103.0	92.0	79.0	718.50	255.62
106	Taylor EW	272.25	24.0	48.0	48.0	44.0	24.0	48.0	72.0	24.0	332.0	59.75
107	Clearwater NG	1/2" dia.pipe	-	-	-	-	-	-	-	-	-	-
108	McIntosh AL & MP	Per 2 ac/ft	24.0	48.0	48.0	72.0	48.0	48.0	48.0	-	336.0	336.0
109	Love G	9740.50	-	1428.0	2124.0	1248.0	1152.0	2184.0	1632.0	672.0	10440.0	699.50
110	McDermott EE	1542.75	-	815.75	-	764.75	442.75	869.0	167.0	532.0	3591.25	2048.50
111	Louden JCR	332.75	38.25	76.50	76.50	76.50	76.50	76.50	76.50	76.50	573.75	241.0
112	McIntosh KM Est.	2287	-	1145.0	576.0	768.0	-	924.0	672.0	1440.0	5525.0	3238.0
113	McKerchar DL	363	-	48.0	48.0	24.0	24.0	48.0	48.0	24.0	264.0	-
114	Duff GF	302.75	51.0	102.0	93.50	102.0	51.0	102.0	153.0	46.75	701.25	398.50
115	McLaren J	310	-	-	-	-	-	-	-	-	-	-
116	McMurray CC	236	-	-	-	-	-	-	-	-	-	-
117	McMurray M	432.50	15.0	82.50	240.0	247.50	120.0	240.0	180.0	22.50	1147.50	715.0
118	McFie RR	4053.50	96.0	1128.0	-	480.0	-	923.0	288.0	-	2915.0	-
119	Mackie Bros.	Per 2 ac/ft	-	-	-	-	-	-	-	-	-	-
120	Mair IA	574.75	183.75	33.0	27.0	38.50	26.0	17.0	36.0	-	361.25	-
TOTAL THIS SHEET BROUGHT FORWARD			1032.0	10238.25	8863.0	8671.25	5524.25	12215.0	8820.50	5774.75	61139.0	20859.62
RUNNING TOTAL			1997.0	17290.0	20258.0	19567.50	8877.0	21963.0	14662.75	12119.38	116734.63	39726.88
			3029.0	27528.25	29121.0	28238.75	14401.25	34178.0	23438.25	17894.13	177873.63	60685.50



WATER USAGE FOR MANHERIKIA IRRIGATION SCHEME 19 82 / 83 SEASON													
L/N	NAME	QUOTA	M O N T H								TOTAL	EXTRA	
			sept	oct	nov	dec	jan	feb	mar	april			
121	Manson FCC	1/2" dia. pipe	-	-	-	-	-	-	-	-	-	-	-
122	Miller GH & JR	453.75	-	144.0	288.0	192.0	144.0	192.0	192.0	48.0	1200.0	746.25	
123	Mathias GB	354 & 1" dia. pipe	-	-	-	-	-	-	-	-	-	-	
124	Mee WH & CI	254	-	-	108.0	72.0	36.0	72.0	72.0	72.0	432.0	178.0	
125	Meehan HT	351	-	282.0	192.0	192.0	96.0	192.0	192.0	-	1146.0	795.0	
126	Miles ME	242	-	45.0	96.0	144.0	82.0	96.0	96.0	-	559.0	317.0	
127	Mills JR	272.25	38.25	68.0	76.50	76.50	38.25	76.50	114.75	34.0	522.75	250.50	
128	Taylor MD & LP	18	-	7.0	8.0	5.0	3.0	5.0	6.0	6.0	40.0	22.0	
129	Moir BF	128.50 & 3/4" dia. pipe	18.0	36.0	36.0	36.0	18.0	36.0	54.0	18.0	252.0	123.50	
130	Mount JE & MJ	302.50	-	-	-	120.0	48.0	96.0	96.0	-	360.0	57.50	
131	Muir J	1331	25.50	408.0	289.0	289.0	144.50	289.0	314.50	318.75	2078.25	747.25	
132	Murray RW	3/4" dia. pipe	-	-	-	-	-	-	-	-	-	-	
133	Leaning Rock Station Ltd.	1664.75	-	98.0	144.0	-	-	144.0	-	-	386.0	-	
134	North MJ	3/4" dia. pipe	-	-	-	-	-	-	-	-	-	-	
135	Wadsworth AD	302.50	85.0	59.50	51.0	38.25	29.75	51.0	46.75	72.25	433.50	131.0	
136	Wilson CG	Per 2 ac/ft	-	23.50	24.0	36.0	24.0	24.0	24.0	12.0	167.50	167.50	
137	White CCS & MM	1 3/4" dia. pipe	-	-	-	-	-	-	-	-	-	-	
138	Masters SB	2" dia. pipe	-	-	-	-	-	-	-	-	-	-	
139	O'Neill BS	15790	-	3999.50	4264.50	5405.0	2219.0	4608.50	3183.0	1302.50	24982.0	9337.25	
140	Hunt WC & J	1 1/2" dia. pipe	-	-	-	-	-	-	-	-	-	-	
141	Padnan RM	1/2" dia. pipe	-	-	-	-	-	-	-	-	-	-	
142	McGregor RJ	1/2" dia. pipe	-	-	-	-	-	-	-	-	-	-	
143	Petersen ER	1/2" dia. pipe	-	-	-	-	-	-	-	-	-	-	
144	Golden, White, Macrileas	4167.25	-	758.0	288.0	288.0	-	870.0	-	491.0	2695.0	-	
145	Pledger JRL	317.75	-	84.0	126.0	84.0	84.0	84.0	84.0	84.0	630.0	312.25	
146	Role DJ	128.50	-	36.0	36.0	36.0	18.0	36.0	54.0	18.0	234.0	105.50	
147	Waldron DR & MP	653.50 & 3/4" dia. pipe	432.0	640.50	624.0	1134.0	-	427.50	1077.0	-	4335.0	3681.50	
148	Reidy EFA	90.75 & 3/4" dia. pipe	17.0	24.0	48.0	48.0	24.0	48.0	72.0	24.0	305.0	214.25	
149	Rizzi PF	1 1/2" dia. pipe	-	-	-	-	-	-	-	-	-	-	
150	Meldrum RR & AM	Per 2 ac/ft & 1 1/2" dia. pipe	-	48.0	48.0	48.0	72.0	48.0	48.0	48.0	360.0	360.0	
TOTAL THIS SHEET BROUGHT FORWARD			615.75	6761.0	6747.0	8243.75	3080.50	7395.50	5726.0	2548.50	41118.0	17546.25	
RUNNING TOTAL			3029.0	27528.25	29121.0	28238.75	14401.25	34178.0	23483.25	17894.13	177873.63	60586.50	
			3644.75	34289.25	35868.0	36482.50	17481.75	41573.50	29209.25	20442.63	218991.63	78132.75	

WATER USAGE FOR MANHERIKIA IRRIGATION SCHEME 19 82 / 83 SEASON												
L/N	NAME	QUOTA	M O N T H								TOTAL	EXTRA
			sept	oct	nov	dec	jan	feb	mar	april		
181	Sutton JD	352.32	-	73.50	69.0	96.0	58.50	96.0	96.0	92.0	581.0	228.68
182	White G	352.32	-	82.50	96.0	96.0	44.0	77.0	96.0	48.0	539.50	187.18
183	Lacey PD	233	-	-	-	-	-	-	48.0	24.0	72.0	-
184	Morrow JEA	272.25	-	24.0	48.0	24.0	24.0	48.0	72.0	24.0	264.0	-
185	Smith IK & SL	272.25	-	-	48.0	48.0	24.0	-	168.0	24.0	312.0	39.75
186	Agnew LA	589.75	-	168.0	168.0	252.0	126.0	168.0	168.0	168.0	1218.0	628.25
187	Rooney MH	352.32	-	96.0	96.0	84.0	42.0	168.0	96.0	42.0	624.0	271.68
188	Hodder AE	91	-	-	-	21.0	-	7.0	21.0	21.0	70.0	-
189	Dolan J	119	-	-	-	-	-	-	-	-	-	-
190	Watt W	363	-	156.0	252.0	96.0	126.0	168.0	168.0	84.0	1050.0	687.0
191	Dobson N	1" dia. pipe	-	-	-	-	-	-	-	-	-	-
192	Laming MJ	3/4" dia. pipe	-	-	-	-	-	-	-	-	-	-
193	Dickson T	91	-	-	-	-	-	-	-	-	-	-
194	Pringle A	352.32	-	84.0	100.0	96.0	42.0	72.0	96.0	96.0	586.0	233.68
195	O'Brien JR & JA	302.50	-	12.0	24.0	24.0	24.0	24.0	24.0	24.0	156.0	-
196	Devine J	3/4" DIA. PIPE	-	-	-	-	-	-	-	-	-	-
197	Rollock SD & WM	2117.50	-	332.50	288.0	96.0	-	288.0	383.0	192.0	1579.50	-
198	Brash D	1/2" dia. pipe	-	-	-	-	-	-	-	-	-	-
199	Bernie & Son RA & MJ	435	-	-	-	-	-	-	-	-	-	-
TOTAL THIS SHEET			-	1028.50	1189.0	933.0	510.50	1116.0	1436.0	839.0	7052.0	2276.22
BROUGHT FORWARD			3960.50	36347.0	37583.0	38509.50	18966.0	43715.50	30723.0	21539.89	231344.38	84444.75
RUNNING TOTAL			3960.50	37375.50	38772.0	39442.50	19476.50	44831.50	32159.0	22378.88	238396.88	86720.97

WATER USAGE FOR MANHERIKIA

IRRIGATION SCHEME 1983 / 84 SEASON

L/N	NAME	QUOTA	M O N T H								TOTAL	EXTRA	
			sept	oct	nov	dec	jan	feb	mar	april			
1	Alexandra Holiday Camp	96.75	-	-	-	-	-	-	144.0	-	-	144.0	-
2	Alex. Pest Destruction Board	Per 2 ac/ft & 1" dia. pipe	-	-	-	-	-	-	-	-	-	-	-
3	Alexandra Trotting Club	907.50	-	-	-	-	-	-	210.0	240.0	240.0	690.0	-
4	Anderson M	An. Chge.	-	-	-	-	-	-	-	-	-	-	-
5	Annan WL	1 3/4" dia. pipe	-	-	-	-	-	-	-	-	-	-	-
6	Baird RA & DM	128.50	-	-	18.0	27.0	-	36.0	18.0	-	-	99.0	-
7	Ashton M	16675.50	-	-	850.0	1860.0	4272.0	3168.0	1824.0	4052.0	16026.0	-	-
8	Ashworth AE	211.75	-	-	-	29.25	-	36.0	-	18.0	83.25	-	-
9	Gare RL	6083	-	-	450.0	1014.0	1448.0	1000.50	-	792.0	4704.50	-	-
10	Instone JR & JF	254	-	-	-	-	54.0	36.0	-	-	90.0	-	-
11	Dunstan Syndicate	1734.75	-	-	168.0	228.0	504.0	144.0	-	-	1044.0	-	-
12	Beck BT & TL	217.75	-	-	-	-	-	20.0	24.0	20.0	64.0	-	-
13	Bruce JL & AM	121	-	-	-	40.0	99.0	110.0	99.0	-	348.0	227.0	-
14	Leckie B & Milqueen G	84.75	-	-	-	-	21.50	-	-	-	21.50	-	-
15	Bernie & Son RA	2 x 1" dia. pipe	-	-	-	-	-	-	72.0	-	72.0	72.0	72.0
16	Holland TP & GM	60.50	-	-	-	-	-	-	-	-	-	-	-
17	Bone RK	1 1/2" dia. pipe	-	-	-	-	-	-	-	-	-	-	-
18	Botting RM & KJ	133.13	-	-	-	-	38.25	40.50	40.50	-	119.25	-	-
19	Todd M	3/4" dia. pipe	-	-	-	-	-	-	-	-	-	-	-
20	Boyle K	272.25	-	-	-	24.0	48.0	48.0	48.0	96.0	264.0	-	-
21	Brown ER & GJ	233	-	23.0	24.0	55.0	50.50	24.0	-	-	176.50	-	-
22	Johnstone B	1452	-	144.0	-	72.0	240.0	480.0	251.0	432.0	1619.0	167.0	-
23	Brent NH	181.50 & dia. pipe	-	-	-	-	-	-	-	-	-	-	-
24	Steedman ND	90.75	-	-	-	-	-	-	-	-	-	-	-
25	Bruce IL	Per 2 ac/ft & 2" dia. pipe	-	-	-	-	-	-	-	-	-	-	-
26	Bruins M	302.62	-	19.25	-	19.25	296.50	38.50	-	-	373.50	70.88	-
27	Brunton CC	254.13	-	36.0	-	36.0	72.0	72.0	72.0	-	288.0	33.87	-
28	Butt AM & TJ	1/2" dia. pipe	-	-	-	-	-	-	-	-	-	-	-
29	Buchanan RW	1 1/2" dia. pipe	-	-	-	-	-	-	-	-	-	-	-
30	Cock GF	254	-	-	399.50	-	-	-	-	-	399.50	-	-
TOTAL THIS SHEET BROUGHT FORWARD			-	222.25	1909.50	3404.50	7143.75	5607.50	2688.50	5650.0	26626.0	570.75	-
RUNNING TOTAL			-	222.25	1909.50	3404.50	7143.75	5607.50	2688.50	5650.0	26626.0	570.75	-

WATER USAGE FOR MANHERIKIA IRRIGATION SCHEME 1983 / 84 SEASON													
L/N	NAME	QUOTA	MONTH								TOTAL	EXTRA	
			sept	oct	nov	dec	jan	feb	mar	april			
31	Carty JO & MP	272.25	-	-	-	-	-	-	-	-	-	-	-
32	Clearwater EM	1" dia.pipe	-	-	-	-	-	-	-	-	-	-	-
33	Cook GF	1436.75 & 1" dia.pipe	-	-	-	378.0	748.0	636.0	267.0	348.0	2377.0	940.25	
34	Courtney DJ	1" dia.pipe	-	-	-	-	-	-	-	-	-	-	-
35	Crack IA	3/4" dia.pipe	-	-	-	-	-	-	-	-	-	-	-
36	Craddock TJ	254.12	-	36.0	-	-	108.0	72.0	24.0	-	240.0	-	
37	Griffiths JEF & LL	1/2" dia.pipe	-	-	-	-	-	-	-	-	-	-	-
38	Hewitt P McL	363	-	-	-	-	-	-	-	-	-	-	-
39	Please RW	151.25	-	-	-	-	-	-	-	-	-	-	-
40	Currie DE	1/2" dia.pipe	-	-	-	-	-	-	-	-	-	-	-
41	Anderson K	1089 & 3/4" dia.pipe	-	70.50	-	-	-	-	-	-	70.50	-	
42	Hyndham RJ & CM	290.25	-	-	-	51.0	102.0	102.0	54.0	102.0	411.0	120.75	
43	Diver FR	226.75	-	30.0	-	-	90.0	60.0	30.0	60.0	270.0	43.25	
44	Illingworth WB & BT	1" dia.pipe	-	-	-	-	-	-	-	-	-	-	-
45	Dodds GJ	689.63 & 3/4" dia.pipe	-	48.0	-	32.0	72.0	72.0	60.0	72.0	356.0	-	
46	Milvaney CJ & JM	2" dia.pipe	-	-	-	-	-	-	-	-	-	-	-
47	Donaldson LB	3/4" dia.pipe	-	-	-	-	-	-	-	-	-	-	-
48	Grayling EH & JM	302.50	-	-	-	24.0	48.0	48.0	120.0	96.0	336.0	33.50	
49	Duncan Bros.	17250	-	-	-	-	-	-	-	-	-	-	-
50	Duncan Bros.	5174.25	-	-	672.0	1520.0	5650.0	2976.0	1536.0	3964.0	16318.0	11143.75	
51	Duncan Bros.	5057.50	-	-	432.0	984.0	5458.0	2952.0	1224.0	2186.0	13236.0	8178.50	
52	Goodall & Ogden C	Per 2 ac/ft	-	-	-	-	-	-	-	-	-	-	-
53	Dunlay M	605	-	-	22.50	36.0	144.0	180.0	-	-	382.50	-	
54	Cruidshank R	128.50 & 3/4" dia.pipe	-	-	-	-	-	-	127.50	191.25	318.75	190.25	
55	Dyson A	423.50	-	48.0	24.0	48.0	192.0	144.0	120.0	-	576.0	152.50	
56	Page JW & CR	302.50	-	24.0	4.50	24.0	60.0	84.0	-	-	196.50	-	
57	King IM & EM	677.50	-	81.0	-	-	297.0	198.0	-	-	576.0	-	
58	Halliday GS & HA	2" dia.pipe	-	-	-	-	-	-	-	-	-	-	-
59	Box G & A	242	-	-	-	-	-	-	-	-	-	-	-
60	Smith A McR	108.75	-	-	-	-	-	-	-	-	-	-	-
TOTAL THIS SHEET			-	337.50	1155.0	3097.0	12969.0	7524.0	3562.50	7019.25	35664.25	20802.75	
BROUGHT FORWARD			-	222.25	1909.50	3404.50	7143.75	5607.50	2688.50	5650.0	26626.0	570.75	
RUNNING TOTAL			-	559.75	3064.50	6501.50	20112.75	13131.50	6251.0	12669.25	62290.25	21373.50	

WATER USAGE FOR MANHERUKIA IRRIGATION SCHEME 19 83 / 84 SEASON													
L/N	NAME	QUOTA	M O N T H								TOTAL	EXTRA	
			sept	oct	nov	dec	jan	feb	mar	april			
61	Fox GW	1" dia. pipe	-	-	-	-	-	-	-	-	-	-	-
62	Gladstone NB & JS	3025	-	-	-	-	1926.0	1221.0	188.0	-	3335.0	310.0	
63	Golden RJ	5082 & 1" dia. pipe	-	-	-	500.0	1268.0	1920.0	192.0	-	3880.0	-	
64	Govan JE	128.50 & 3/4" dia. pipe	-	-	-	18.0	-	36.0	36.0	12.0	102.0	-	
65	Grant DC	605 & 3/4" dia. pipe	-	-	-	-	-	72.0	-	13.87	85.87	-	
66	Grant W	Per 2 ac/ft & 2" dia. pipe	-	-	-	72.0	144.0	144.0	144.0	72.0	576.0	576.0	
67	Groves FWJ & VJ	544.50	-	80.0	-	80.0	160.0	160.0	-	84.0	564.0	19.50	
68	Hamilton N	423.37	-	-	-	36.0	99.0	99.0	99.0	-	333.0	-	
69	Hannex V	Per 2 ac/ft	-	-	-	24.0	72.0	72.0	72.0	-	240.0	240.0	
70	Fulton Hogan Holdings	Per 2 ac/ft & 1/2" dia. pipe	-	-	-	-	-	-	-	-	-	-	
71	Porter RS & LA	133.13	-	-	-	-	40.50	40.50	40.50	-	121.50	-	
72	Haworth J	133	-	-	-	-	-	-	-	-	-	-	
73	Ings C	1" dia. pipe	-	-	-	-	-	-	-	-	-	-	
74	Hinds CC	1/2" dia. pipe	-	-	-	-	-	-	-	-	-	-	
75	Void	-	-	-	-	-	-	-	-	-	-	-	
76	Holden JW	Per 2 ac/ft	-	-	-	-	-	-	-	-	-	-	
77	Everett MW & MD	302.50	-	-	-	-	84.0	105.0	126.0	-	315.0	12.50	
78	Houlahan MJ	1452	-	-	-	120.0	408.0	480.0	444.0	552.0	2004.0	552.0	
79	Bonhan KD	287.25	-	92.0	-	96.0	192.0	192.0	-	192.0	764.0	476.75	
80	Watts JR & CG	121 & 3/4" dia. pipe	-	-	-	-	-	36.0	96.0	-	132.0	11.0	
81	Davies EL	272.25	-	-	-	24.0	48.0	48.0	48.0	96.0	264.0	-	
82	Clarke CD	254.12	-	80.75	-	-	242.25	161.50	161.50	-	646.0	391.88	
83	Mackie AJ	272.25	-	-	-	24.0	48.0	48.0	48.0	96.0	264.0	-	
84	Reanson MH	399.25	-	-	-	-	127.50	127.50	-	-	255.0	-	
85	Jackson MS	1/2" dia. pipe	-	-	-	-	-	-	-	-	-	-	
86	CVD	623.25	-	-	258.50	-	-	-	429.0	504.0	1191.50	568.25	
87	Paulin KM & MI	124	-	-	30.0	6.0	72.0	-	-	-	108.0	-	
88	Johns DR	1/2" dia. pipe	-	-	-	-	-	-	-	-	-	-	
89	Jordan NB & JE	363 & 1" dia. pipe	-	-	-	-	-	-	-	-	-	-	
90	Sim JD	326.75	-	-	-	-	48.0	48.0	48.0	-	144.0	-	
TOTAL THIS SHEET			-	252.75	288.50	1000.0	4979.25	5010.50	2172.0	1621.87	15324.87	3157.88	
BRUGHT FORWARD			-	559.75	3064.50	6501.50	20112.75	13131.50	6251.0	12669.25	62290.25	21373.50	
RUNNING TOTAL			-	812.50	3353.0	7501.50	25092.0	18142.0	8423.0	14291.12	77615.12	24531.38	

WATER USAGE FOR MANHERIKIA IRRIGATION SCHEME 19 83 / 84 SEASON												
I/N	NAME	QUOTA	M O N T H								TOTAL	EXTRA
			sept	oct	nov	dec	jan	feb	mar	april		
91	Sinclair DA & J	2020.63	-	-	-	-	561.0	519.0	306.0	288.0	1674.0	-
92	Kearney J	1/2" dia.pipe	-	-	-	-	-	-	-	-	-	-
93	O'Neill ES	4931.25	-	-	669.0	263.50	576.0	192.0	580.0	-	2280.50	-
94	Williamson JA	90.75	-	-	-	-	-	-	-	-	-	-
95	Kelliher G	4174.50	-	-	144.0	591.0	1356.0	818.0	-	490.0	3399.0	-
96	Kelliher TC	8009.50	-	-	24.0	644.50	2400.0	2428.50	1653.0	1462.50	8612.50	603.0
97	Keogh GR	145.25	-	18.0	22.50	7.50	36.0	-	-	-	84.0	-
98	Kerr JIR	1" dia.pipe	-	-	-	-	-	-	-	-	-	-
99	Craig AJ & SF	133.12	-	-	-	-	20.25	20.25	36.0	-	76.50	-
100	Paterson LW & SN	1" dia.pipe	-	-	-	-	-	-	-	-	-	-
101	Kirney PJ	2117.50	-	-	-	-	480.0	120.0	455.0	355.0	1410.0	-
102	Symons JN & SE	Per 2 ac/ft	-	-	-	-	-	96.0	24.0	-	120.0	-
103	Frew GE	1/2" dia.pipe	-	-	-	-	-	-	-	-	-	-
104	Kroon M	151.25	-	-	-	21.0	90.0	42.0	84.0	-	237.0	85.75
105	Larb TL & EM	462.88	-	-	-	44.0	103.0	92.0	92.0	48.0	379.0	-
106	Taylor EW	181.50	-	-	-	24.0	48.0	48.0	48.0	48.0	216.0	34.50
107	Clearwater NG	1/2" dia.pipe	-	-	-	-	-	-	-	-	-	-
108	McIntosh AL & MP	Per 2 ac/ft	-	-	19.0	-	48.0	72.0	-	-	139.0	139.0
109	Love G	9740.50	-	-	754.0	1428.0	3094.0	1824.0	240.0	1596.0	8936.0	-
110	McDonnell GW & LJ	1542.75	-	-	434.0	518.0	471.25	72.0	412.50	656.25	2564.0	1021.25
111	Louron JCR	332.75	-	-	-	-	-	-	76.50	102.0	178.50	-
112	McIntosh JM Est	2287	-	-	-	672.0	1248.0	768.0	384.0	768.0	3840.0	1553.0
113	McKerchar DL	363	-	24.0	38.0	24.0	48.0	48.0	-	-	182.0	-
114	Duff GF	302.75	-	-	-	191.25	178.50	102.0	93.50	102.0	667.25	364.50
115	McLaren J	310	-	-	-	-	-	-	-	-	-	-
116	McMurray CC	236	-	-	-	-	-	76.50	-	-	76.50	-
117	McMurray M	432.50	-	-	281.0	162.0	237.50	240.0	136.0	-	1056.50	624.0
118	McFie RR	4053.50	-	142.50	-	420.0	468.0	240.0	43.0	288.0	1601.50	-
119	Mackie BT & C	Per 2 ac/ft	-	-	-	-	-	-	-	-	-	-
120	Mair IA	574.75	-	-	2.81	-	26.0	18.0	-	-	46.81	-
TOTAL THIS SHEET BROUGHT FORWARD			-	184.50	2388.31	5010.75	11489.50	7836.25	4663.50	6203.75	37776.56	4425.0
RUNNING TOTAL			-	812.50	3353.0	7501.50	25092.0	18142.0	8423.0	14291.12	77615.12	24531.38
			-	997.0	5741.31	12512.25	36581.50	25978.25	13086.50	20494.87	115391.68	28956.38

WATER USAGE FOR MANHERIKIA IRRIGATION SCHEME 1983/84 SEASON													
L/N	NAME	QUOTA	M O N T H								TOTAL	EXTRA	
			sept	oct	nov	dec	jan	feb	mar	april			
121	Manson FCC	1/2" dia. pipe	-	-	-	-	-	-	-	-	-	-	-
122	Miller GH & JR	453.75	-	96.0	212.0	-	288.0	192.0	36.0	20.0	844.0	390.25	
123	Mathias GB	354 & 1" dia. pipe	-	-	-	-	-	-	-	-	-	-	
124	Skeet ER & AA	254	-	-	-	-	54.0	36.0	90.0	-	180.0	-	
125	Meehan HF	351	-	96.0	48.0	216.0	192.0	192.0	96.0	192.0	1032.0	681.0	
126	Miles ME	242	-	-	-	-	-	-	-	-	-	-	
127	Mills JR	272.25	-	-	-	38.25	68.0	76.50	76.50	76.50	335.75	63.50	
128	Taylor MB & LP	18	-	3.0	-	-	-	6.0	-	-	9.0	-	
129	Moir BF	128.50 & 3/4" dia. pipe	-	-	-	18.0	-	36.0	36.0	132.0	222.0	93.50	
130	Mbunt JE & MJ	302.50	-	-	-	-	96.0	120.0	-	-	216.0	-	
131	Muir J	1331	-	84.0	-	144.50	280.50	170.0	289.0	144.50	1112.50	-	
132	Murray FW	3/4" dia. pipe	-	-	-	-	-	-	-	-	-	-	
133	Leaning Rock Station Ltd	1664.75	-	-	-	-	144.0	-	-	-	144.0	-	
134	North MJ	3/4" dia. pipe	-	-	-	-	-	-	-	-	-	-	
135	Wadsworth AD	302.50	-	21.25	-	29.75	42.50	38.25	59.50	8.50	199.75	-	
136	Wilson CG	Per 2 ac/ft	-	-	-	-	24.0	24.0	22.0	-	70.0	70.0	
137	Void	-	-	-	-	-	-	-	-	-	-	-	
138	Masters SB	2" dia. pipe	-	-	-	-	-	-	-	-	-	-	
139	O'Neill ES	15644.75	-	-	-	1887.50	4161.50	2725.50	664.0	-	9438.50	-	
140	Proctor EG & JM	1 1/2" dia. pipe	-	-	-	-	-	-	-	-	-	-	
141	Padvan RM	1/2" dia. pipe	-	-	-	-	-	-	-	-	-	-	
142	McGregor RJ	1/2" dia. pipe	-	-	-	-	-	-	-	-	-	-	
143	Pollock GW	1/2" dia. pipe	-	-	-	-	-	-	-	-	-	-	
144	Golden, White, Merrilees	4167.25	-	-	129.0	147.0	245.0	566.0	-	-	1087.0	-	
145	Pledger JRL	317.75	-	-	-	-	126.0	84.0	84.0	-	294.0	-	
146	Role DJ	128.50	-	-	-	18.0	-	36.0	-	-	54.0	-	
147	Waldron LR & MP	653.50 & 3/4" dia. pipe	-	382.0	-	578.0	848.0	933.0	648.0	504.0	3893.0	3239.50	
148	Reidy EFA	90.75 & 3/4" dia. pipe	-	-	54.50	47.75	-	48.0	24.0	-	174.25	83.50	
149	Rizzi PF	1 1/2" dia. pipe	-	-	-	-	-	-	-	-	-	-	
150	Maldrum RR & AM	Per 2 ac/ft	-	-	-	24.0	48.0	48.0	218.0	-	338.0	-	
TOTAL THIS SHEET BROUGHT FORWARD			-	682.25	443.50	3148.75	6617.50	5331.25	2343.0	1077.50	19643.75	4621.25	
RUNNING TOTAL			-	997.0	5741.31	12512.25	36581.50	25978.25	13086.50	20494.87	115391.68	28956.38	
			-	1679.25	6184.81	15661.0	43199.0	31309.50	15429.50	21572.37	135035.43	33577.63	

WATER USAGE FOR MALHERIKIA IRRIGATION SCHEME 19 83 / 84 SEASON												
L/N	NAME	QUOTA	M O N T H							TOTAL	EXTRA	
			sept	oct	nov	dec	jan	feb	mar			april
151	Rowley RW	1464	-	-	36.0	168.0	180.0	180.0		180.0	744.0	-
152	Sanders Bros.	695.75	-	-	-	-	192.0	1464.0	96.0	288.0	2040.0	1344.25
153	Schaumann IH	Per 2 ac/ft	-	-	-	-	-	-	-	-	-	-
154	Scott GD & RM	484	-	-	-	-	144.0	96.0	-	-	240.0	-
155	Sims JD	½" dia. pipe	-	-	-	-	-	-	-	-	-	-
156	Smith EB	90.75	-	-	-	-	-	-	-	-	-	-
157	Buchanan RW	90.75	-	-	-	-	-	96.0	96.0	-	192.0	101.25
158	Cumming L	54.50 & 1" dia. pipe	-	-	-	-	24.0	44.0	24.0	-	92.0	37.50
159	Stephen G & M	Per 2 ac/ft	-	-	-	-	48.0	48.0	-	-	96.0	96.0
160	Stewart IG	1" dia. pipe	-	-	-	-	-	-	-	-	-	-
161	Stokes JB	Per 2 ac/ft	-	-	-	24.0	48.0	72.0	-	48.0	192.0	192.0
162	Strang A	Per 2 ac/ft	-	-	-	-	-	24.0	24.0	-	48.0	48.0
163	MacDonald PE & EM	272.25	-	-	-	21.0	68.0	59.50	59.50	68.0	276.0	3.75
164	Millen ID & JA	181.50	-	-	-	-	-	-	-	-	-	-
165	Diver P	Per 2 ac/ft	-	-	-	-	-	-	-	-	-	-
166	McKey CG	1" dia. pipe	-	-	-	-	-	-	-	-	-	-
167	Tonkins S & Y	189	-	96.0	-	-	288.0	192.0	192.0	192.0	960.0	771.0
168	Van Bortel FA	599	-	-	-	-	-	-	-	-	-	-
169	Liras EA & BA	303 & 1½" dia. pipe	-	-	48.0	132.0	144.0	144.0	144.0	-	612.0	309.0
170	Day LJ & Morait-Day V	166.38	-	-	-	-	-	25.50	25.50	38.25	89.25	-
171	Wallis B	227	-	-	-	-	48.0	72.0	48.0	48.0	216.0	-
172	Weatherall RJ	1125.25	-	162.0	48.0	-	-	306.0	120.0	96.0	732.0	-
173	Willerson MG	Per 2 ac/ft & 1" dia. pipe	-	-	-	-	-	-	-	-	-	-
174	Southree P	¾" dia. pipe	-	-	-	-	-	-	-	-	-	-
175	Aitken T	166.50	-	-	-	-	-	-	-	-	-	-
176	Dickson BE & AR	587.21	-	48.0	21.0	16.0	96.0	96.0	-	-	277.0	-
177	Winstone SI Ltd.	1½" dia. pipe	-	-	-	-	-	-	-	-	-	-
178	Gray I	227	-	-	-	-	48.0	72.0	-	-	120.0	-
179	Cross NL	302.50	-	-	-	34.0	68.0	68.0	68.0	102.0	340.0	37.50
180	Hickey WS Ltd	254.12	-	85.0	-	-	170.0	170.0	-	161.50	586.50	332.38
TOTAL THIS SHEET BROUGHT FORWARD			-	391.0	153.0	395.0	1566.0	3229.0	897.0	1221.75	7852.75	3272.63
RUNNING TOTAL			-	1679.25	6184.81	15661.0	43199.0	31309.50	15429.50	21572.37	135035.43	33577.63
			-	2070.25	6337.81	16056.0	44765.0	34538.50	16326.50	22794.12	142888.18	36850.26



WATER USAGE FOR MALHERIKIA IRRIGATION SCHEME 19 83/84 SEASON												
L/N	NAME	QUOTA	MONTH							TOTAL	EXTRA	
			sept	oct	nov	dec	jan	feb	mar			april
181	Sutton JD	352.32	-	48.0	-	-	88.0	88.0	21.0	96.0	341.0	-
182	White G	352.32	-	44.0	30.0	96.0	96.0	96.0	-	48.0	410.0	57.68
183	Lacy FD	233	-	-	-	20.0	40.0	40.0	-	48.0	148.0	-
184	Marrow JEA	272.25	-	-	-	24.0	48.0	48.0	48.0	96.0	264.0	-
185	Smith IK & SL	272.25	-	-	-	24.0	48.0	48.0	48.0	69.0	237.0	-
186	Agnew LA	589.75	-	-	-	-	168.0	252.0	168.0	-	588.0	-
187	Flannery T	352.32	-	-	-	-	144.0	84.0	-	42.0	270.0	-
188	Hodder AE	91	-	10.50	-	10.50	21.0	21.0	-	-	63.0	-
189	Doolan J	119	-	-	-	-	-	-	-	-	-	-
190	Watt W	363	-	82.25	-	24.0	132.0	210.0	-	132.0	580.25	217.25
191	Dobson N	1" dia.pipe	-	-	-	-	-	-	-	-	-	-
192	Lord EB & FE	3/4" dia.pipe	-	-	-	-	-	-	-	-	-	-
193	Dickson T	91	-	-	-	-	-	-	-	-	-	-
194	Pringal A	352.32	-	52.0	18.0	-	336.0	96.0	-	-	502.0	149.68
195	O'Brien JR & JA	302.50	-	-	-	-	-	-	-	-	-	-
196	Devine J	3/4" dia.pipe	-	-	-	-	-	-	-	-	-	-
197	Pollock SD & WM	2117.50	-	-	204.0	319.0	259.0	-	278.0	-	1060.0	-
198	Brash D	1/2" dia.pipe	-	-	-	-	-	-	-	-	-	-
199	Bernie & Son PA & MJ	435	-	167.0	-	72.0	156.0	-	-	-	395.0	-
200	Wells RN & JM	145.25	-	-	-	-	-	-	-	-	-	-
201	Brent NH	3/4" dia.pipe	-	-	-	-	-	-	-	-	-	-
202	NZED	" dia.pipe	-	-	-	-	-	-	-	-	-	-
TOTAL THIS SHEET			-	403.75	252.0	589.50	1536.0	983.0	563.0	531.0	4858.25	424.61
BROUGHT FORWARD			-	2070.25	6337.81	16056.0	44765.0	34538.50	16326.50	22794.12	142888.18	36850.26
RUNNING TOTAL			-	2474.0	6589.81	16645.50	46301.0	35521.50	16889.50	23325.12	147746.43	37274.87

REVIEW OF OLD CENTRAL OTAGO IRRIGATION SCHEMES

BRIEF FOR PHASE 1 : INVENTORY OF EXISTING INFORMATION  
AND SURVEY OF SCHEME SUPPLY WORKS

1 INTRODUCTION

A comprehensive programme for the upgrading of the old Central Otago irrigation schemes is proposed. It has been determined that this programme should be developed in four phases:

- a Phase 1 : Inventory of existing schemes
- b Phase 2 : Technical assessment of schemes for funding and programming for upgrading
- c Phase 3 : Feasibility reporting on scheme proposals
- d Phase 4 : Design and construction

This brief sets out the requirements for phase 1 of the review programme.

2 SCOPE OF BRIEF

The objective of phase 1 is to provide:

- a An inventory of the existing scheme components, including aerial maps and photographs.
- b An assessment of the structural condition of the scheme components.
- c A commentary on operational problems and possible improvements.
- d A summary of general operations aspects associated with the schemes.
- e An assessment of present operating costs and the reduction in operating costs which will result from scheme upgrading works.

2.1 Inventory of Components

For each scheme an inventory of components will be prepared. The inventory is to identify and describe all headworks components and structures and major distributary structures. The location of these components and structures is to be defined by station values accurate to 100 metres.

2.2 Plans, Maps and Photographs

The following pictorial documentation of each scheme is to be provided:

- 2.2.1 A large scale map, 1:50 000 if available, is to be provided which describes the outline of the scheme.
- 2.2.2 The headworks and distribution works including turnouts and station values should be shown on aerial maps to a scale of 1:2000 where available. Aerials at scales of 1:5000 and 1:10 000 which already exist will be acceptable. Where aerials do not exist, these should be produced at 1:5000, with the capability of being reproduced later at 1:2000. The following information should be presented on the aerials:
- i racelines (headworks and all distributary races);
  - ii station values to the nearest 100 metres;
  - iii supply points to properties;
  - iv end points of races;
  - v major headworks structures;
  - vi major distributary structures (syphons, gates, etc).
- 2.2.3 Photographs of each scheme are to be provided as follows:
- a Headworks
    - i all urgent problems;
    - ii typical major problems;
    - iii typical structures and facilities not recorded in (i) and (ii).
  - b Distribution Works
    - i all urgent problems;
    - ii typical major problems;
    - iii typical structures and facilities not recorded in (i) and (ii).

It is envisaged that no more than 100 photographs will be provided for each scheme. Only one copy of each photograph is required. These photographs are to be numbered so that additional copies can be ordered if necessary.

### 2.3 Assessment of Condition of Scheme Structures and Facilities

An assessment is to be made of the structural condition of the scheme structures and facilities. Problems may be related to corrosion, cracking and aging of concrete; seepage, scour and slumping associated with scheme earthworks; and significant slope stability problems.

Structural problems are to be classified as follows:

#### a Urgent

Problems requiring immediate attention are those which have an 80% chance of resulting in failure within five

years, and which would cause a 30% reduction in the capacity of the scheme; and would take more than two weeks to repair.

b Major

Problems which would result in serious consequences to the headworks, or which if present in the distribution works would cut the supply totally to 30% of the scheme area.

c Minor

Problems which reduce the level of service, require a high level of maintenance. Routine maintenance needs should be excluded from this listing. Resources may not permit a full listing of all minor problems, and therefore those which require a significant financial input should be listed.

As all of the urgent and major problems will be examined during phase 2, the phase 1 description of these problems need not be too detailed. A grading of problems into major and minor will need care as during phase 2 it may not be possible to examine minor problems, if at all.

#### 2.4 Operational Problems and Possible Improvements

A commentary is required of operational problems for each scheme including the following:

- a Capacity of major sections of race and components.
- b Operational inefficiencies and comment on where modifications, eg automation, would overcome this. This need not be provided in a great amount of detail.
- c Undersize components.
- d Inadequate access for operation and maintenance.

#### 2.5 General Operational Aspects

Information should be provided on water rights, water supply agreements, water resource constraints and climatic constraints. This information should be provided where readily available, and that which cannot be obtained without undue difficulty should be identified as such.

#### 2.6 Operating Costs

For each scheme a summary is to be provided of the items which provide the major contribution to the operating and maintenance costs.

Comment should be made on modifications which would result in a reduction of these operating and maintenance costs.

3 SCHEMES TO BE REVIEWED

The following schemes are to be included in this review:

- a Arrow
- b Manuherikia
- c Hawkdun
- d Ida Valley
- e Omakau
- f Teviot River
- g Last Chance
- h Galloway
- i Ripponvale
- j Ardgour
- k Idaburn
- l Pisa
- m Tarras

4 PROGRAMME

The work contained within this brief is to be completed by 31 May 1985.

Reports on each scheme are to be provided progressively between 15 January 1985 and 31 May 1985.

A programme is to be prepared by 1 December 1984 detailing all items required for the completion of phase 1.

5 MANAGEMENT

The management of the refurbishment of old Central Otago irrigation schemes is to be under the direction of the district projects manager.

Phase 1 of the review is to be undertaken by staff under the direction of the resident engineer, Alexandra.

The district design engineer is to be the recipient of the phase 1 scheme reports, and therefore he will provide technical oversight of this work.

The project manager is responsible for the oversight of progress and costs of this work.

6 FINANCIAL MANAGEMENT

A detailed estimate for the completion of this work is to be submitted to the district projects manager by 5 December 1984 for his approval. All costs associated with the execution of this brief are to be properly identified and recorded.

7 REPORTING

Monthly reports are to be submitted to the district projects manager by the tenth day of each month. These reports are